


Statistical History of the Port Noarlunga Cricket Club



1933 - 2023

**Statistical History of the
Port Noarlunga Cricket Club
1933 - 2023**



Life Members

LIFE MEMBERS

1970/71	Clem McKay	2004/05	Tony Williams
1974/75	Frank Barrett Ted Oakley Matt Scholes	2007/08	Jeff Bradshaw Russell Jackson
1977/78	Cliff England Rob Matulick	2010/11	Brad Nicholas
1980/81	Peter McKay	2014/15	Chris Smith
1987/88	Jim England	2016/17	Scott Woods Mark Boes
1988/89	Phil McKay Russell McMillan Mick Fitzgerald Paul Heinze	2017/18	Wayne Stock Norm Bergman
1994/95	Steve Holst	2021/22	Jason Carroll
2000/01	Ryan Mashford Peter Paterson John Bice Avon Linn Syd Brittain Paul Smith William McKay Paul Vaughan	2022/23	David DiCicco Samantha DiCicco Dennis Kennedy Dominic Lagana Matthew Ray

**Statistical History of the
Port Noarlunga Cricket Club
1933 - 2023**



Premierships

PREMIERSHIPS

A GRADE	B GRADE	C GRADE	D GRADE	E GRADE
1973/74	1933/34	1976/77	1983/84	1982/83
2006/07	1972/73	1980/81	2002/03	
2010/11	1975/76	1990/91	2017/18	
2022/23	1993/94	1993/94		
	2005/06	1994/95		
	2006/07	2003/04		
	2007/08	2006/07		
	2010/11			
	2011/12			
	2012/13			
	2013/14			
	2022/23			

**Statistical History of the
Port Noarlunga Cricket Club
1933 - 2023**



Honour Board

HONOUR BOARD

BATTING		Grade		BOWLING		Grade		
1937/38	Ernie Brittain	111	B	1937/38	Jacob Wapper	10 / 62	B	
	Ernie Brittain	105	B		L Rayner	8 / 19	B	
					Jacob Wapper	6 / 31	B	
					L Rayner	6 / 39	B	
					Jacob Wapper	6 / 49	B	
1938/39	Frank Ellis	137	B	1938/39	Jacob Wapper	6 / 70	B	
	Ernie Brittain	122 *	B					
	Frank Ellis	117	B					
1939/40	D Teakle	125 *	B	1939/40	Jacob Wapper	9 / 29	B	
	Ernie Brittain	114	B		J Mitta	6 / 16	B	
1951/52	Harold Schroeder	175	B	1951/52	John McKay	6 / 39	B	
	Harold Schroeder	100	B					
1952/53	Harold Schroeder	136	B	1952/53				
	Harold Schroeder	101 *	B					
1953/54	Frank O'Connell	188 *	B	1953/54	Frank Barrett	6 / 5	B	
	Frank O'Connell	158 *	B		Frank Barrett	6 / 31	B	
	Frank O'Connell	135	B		John Murton	6 / 53	B	
	Syd Brittain	131	B					
	Frank O'Connell	131	B					
1954/55				1954/55	Frank Barrett	6 / 9	A	
					Ernie Brittain	7 / 27	B	
1955/56	Ernie Brittain	116	B	1955/56	Gerry England	6 / 41	B	
	D McMillan	106	B					
	Gerry England	100	B					
1956/57	Peter McKay	150	A	1956/57	Reg Ellis	7 / 51	A	
	Peter McKay	100 *	A		Reg Ellis	6 / 29	A	
	Ernie Brittain	139	B		John McKay	7 / 47	B	
					Jeff Townsend	6 / 18	B	
					Ernie Brittain	6 / 23	B	
1957/58	Ernie Brittain	170 *	B	1957/58	Jeff Townsend	6 / 30	B	
					John McKay	6 / 50	B	
					Frank Barrett	7 / 7	B	
1958/59				1958/59	Ronald Ross	6 / 22	B	
					Victor Coopman	6 / 58	B	
					Reg Murton	6 / 11	B	
1959/60	Robert O'Connell	104	A	1959/60	Reg Ellis	7 / 43	A	
					Robert O'Connell	7 / 45	A	
					Frank Barrett	7 / 15	B	
					John Murton	6 / 10	B	
					Geoff Townsend	6 / 24	B	
					John Murton	6 / 29	B	

HONOUR BOARD

BATTING				BOWLING			
			Grade				Grade
1960/61				1960/61	Reg Murton	6 / 5	B
					Ronald Ross	6 / 14	B
1961/62				1961/62	Reg Ellis	7 / 14	A
					Reg Ellis	7 / 29	A
					Ernie Sparrow	7 / 42	A
					Ernie Sparrow	6 / 56	A
1962/63				1962/63	Peter Dalwood	6 / 63	B
1963/64	Robert Baldock	103 *	B	1963/64	Brenton Hyde	7 / 41	A
					Mick Fitzgerald	6 / 25	A
					Mick Fitzgerald	6 / 36	A
1964/65	Robert Baldock	128 *	A	1964/65	Brenton Hyde	6 / 21	A
					Brenton Hyde	6 / 49	A
1965/66	Kevin Read	134	A	1965/66	Brenton Hyde	7 / 55	A
	Kevin Read	111 *	A				
	Brenton Hyde	101	A				
1966/67	Brenton Hyde	109	A	1966/67	Brenton Hyde	6 / 34	A
	Matt Scholes	153	B		Brad James	7 / 53	B
1967/68	Anthony Hawkins	119 *	A	1967/68	Ted Oakley	6 / 52	B
	Robert Baldock	114	A				
1968/69	Kevin Read	150	A	1968/69	Graeme Carter	7 / 33	B
					Johnny Clarke	6 / 35	B
1969/70	Mick Fitzgerald	127 *	A	1969/70	Dennis Liebeknecht	7 / 34	B
1970/71	Matt Scholes	102	B	1970/71	Jim Whyatt	6 / 30	B
1971/72				1971/72	Peter McKay	9 / 53	A
1972/73	John Scholes	107	A	1972/73	Charlie Lawton	6 / 12	A
	Peter McKay	107	B		Mark Whyatt	6 / 35	B
	Jim Howard	102 *	B				
	Norm Bergman	102	B				
1973/74				1973/74	Mark Whyatt	6 / 15	A
					Jim Curtis	6 / 31	A
					John Broadley	7 / 20	B
					Jack Ellbourne	6 / 24	B
					Rod Cahill	6 / 34	B
1974/75	Jim Howard	130	B	1974/75	Norm Bergman	7 / 58	A
	Jim Howard	109	B		Rob George	6 / 32	A
					John Prunnell	7 / 24	B
					Steven Jeavons	7 / 30	B
					G Cawrse	6 / 27	B
					Peter Carey	6 / 37	B
					Robert Trenwith	6 / 66	B

HONOUR BOARD

BATTING				BOWLING			
			Grade				Grade
1984/85	Steve Holst	115*	B	1984/85	Mark Baseby	6 / 36	A
	Steve Holst	107	B		Robert Thomas	7 / 76	D
	Wayne Smith	235	D				
1985/86	Steve Campbell	128	A	1985/86	Russell McMillan	7 / 24	A
	Greg Dowsett	112	A		Heath England	6 / 49	A
					Andy Lang	6 / 77	B
1986/87	Paul James	116	A	1986/87	Mark Whyatt	6 / 72	A
	Paul Vaughan	104	B		Robert Thomas	7 / 39	B
					Robert Thomas	7 / 79	B
1987/88	Mark Bruggerman	166 *	A	1987/88			
	Greg Dowsett	138	A				
	Mark Kittel	120	A				
	Greg Dowsett	100	A				
	Paul Carr	187 *	B				
	Andrew Richardson	120	B				
	Steve Holst	101 *	B				
1988/89	Paul Carr	103 *	A	1988/89	Norm Bergman	6 / 86	B
1989/90	Paul Vaughan	138	A	1989/90	Igor Mustac	6 / 32	B
	Norm Bergman	127 *	B				
1990/91	Keith Bradford	109	C	1990/91	Rob Taylor	7 / 37	A
	Martin Sargent	103 *	C		Rob Taylor	6 / 27	A
	Barry Hee	101	C		Heath England	7 / 68	C
	Martin Sargent	100	C		Hugo Vonalpen	6 / 33	C
	Ian Woods	134	D		Peter Paterson	7 / 25	D
	Chris Smith	101	D		Paul Smith	6 / 18	D
					Chris Smith	6 / 38	D
1991/92	Mal Pollitt	101	B	1991/92	Peter Paterson	7 / 39	A
	Ryan Mashford	146	C		Paul Vaughan	6 / 44	A
	Lorrin Monssen	146	D		Michael McKay	6 / 82	A
					Paul Smith	6 / 45	C
					Kristian Lopez	6 / 59	C
					Brad Smith	6 / 44	D
1992/93	Jason Davidson	131	C	1992/93	Ian Woods	8 / 68	B
	Darren Carew	103	D		Shannon Farrant	6 / 25	B
					Peter Paterson	6 / 29	B
					Graham Payne	6 / 80	B
					Peter Paterson	6 / 53	D
					Myron Harrison	6 / 62	D
1993/94	Ian Woods	142	B	1993/94	Scott Boehm	7 / 20	A
	Chris Smith	115	B		Matthew Peterson	6 / 58	A
	Matt Baldock	112	B		Chris Smith	6 / 23	B
	Chris Smith	106	B		Chris Smith	6 / 62	B
	Tim Boston	152	C		Igor Mustac	6 / 73	B
	Darren Carew	121	D		Matt Semple	8 / 59	C
					Steve Court	6 / 15	C

HONOUR BOARD

BATTING				BOWLING			
			Grade				Grade
1994/95	Nathan Sinclair	100 *	A	1994/95	Scott Boehm	6 / 42	A
	Scott Woods	130	B		Rob Taylor	6 / 58	A
	Paul Smith	182	C		Michael McKay	6 / 65	A
	Mal Pollitt	115	C		Ian Woods	7 / 25	B
	Steve Holst	103	C		Steve Beaumont	7 / 20	D
	Ron Coath	100 *	C		Brad Smith	7 / 30	D
1995/96	Jason Davidson	105	A	1995/96	Matthew Peterson	6 / 21	A
	Paul Carr	155	B		Paul Smith	6 / 19	B
	Jason Davidson	138	B		Steve Bruce	6 / 29	D
	Keith Bradford	123 *	C				
1996/97	Andrew Prestwood	104	A	1996/97	Ian Jones	7 / 22	A
	Simon McKay	164	B		Michael McKay	6 / 50	A
	Brett Mannion	105	C		Brett Mannion	6 / 33	C
	Troy Gnitecki	100 *	C				
	Jeff Bradshaw	104	D				
1997/98	Jay Nelson	121 *	C	1997/98	Igor Mustac	6 / 31	B
					Mal Pollitt	6 / 40	B
					Igor Mustac	6 / 41	B
					Igor Mustac	6 / 46	B
					Steve Bruce	6 / 98	C
1998/99	Nick Edwards	102 *	B	1998/99	Darren Young	6 / 27	B
	Peter Dobbins	100	D		Jarrad Heinze	6 / 43	B
			Steve Beaumont		6 / 47	C	
			Russell Jackson		6 / 96	C	
			Michael Kegal		6 / 35	D	
1999/2000	Ryan Mashford	169	A	1999/2000	Rob Taylor	6 / 27	A
	Rick Horsell	139	A		Peter Paterson	6 / 47	A
	Rick Horsell	126	A		Darren Young	9 / 78	B
	Jason Davidson	123	B		Jason Carne	7 / 50	B
	Steve Court	104 *	B		Shane Holland	6 / 20	C
	Spencer England	114 *	C		Brent Sutcliffe	6 / 28	C
			Mark Smith		6 / 43	C	
			Carl Dunkin		6 / 45	D	
			Greg Williams	6 / 66	D		
2000/01	Jarrad Heinze	119 *	B	2000/01	Peter Paterson	7 / 13	A
	Ryan Mashford	151	C		Rob Taylor	8 / 16	B
	Mark Boes	104	C		Clint Howes	7 / 17	D
	Paul Smith	138	D				
2001/02	Scott Woods	134	A	2001/02	Brad Nicholas	7 / 54	A
	Scott Woods	127	A		Chris Smith	6 / 19	A
	Jason Davidson	114	A		Chris Smith	6 / 41	A
	Spencer England	115	B		Mark Simpson	6 / 23	D
	Steve Court	103	B		Jarrad Heinze	6 / 31	D
	Steve Holst	125	C				

HONOUR BOARD

BATTING				BOWLING			
			Grade				Grade
2002/03	Mark Boes	137	A	2002/03	Chris Smith	7 / 37	A
	Mark Boes	111	A		Darren Young	7 / 58	B
	Shaun Tanner	110 *	A		Darren Young	6 / 50	B
	Jeff Hull	152 *	B		Matt Simpson	7 / 30	D
	Troy Gnitecki	122	B		Matt Simpson	6 / 21	D
	Brian Freak	144	C		Matt Simpson	6 / 28	D
	Paul Parkinson	142	C		Matt Simpson	6 / 33	D
	Brian Freak	132 *	C				
	Scott Woods	141	D				
2003/04	Mark Nankervis	121	A	2003/04	Mark Boes	6 / 32	A
	Mark Boes	120	A		Chris Smith	6 / 47	B
	Mark Boes	105 *	A		Darren Young	6 / 52	B
	Troy Gnitecki	118	B		Iain Still	6 / 41	C
	Kym Commane	126 *	C		Anthony Williams	6 / 17	D
	Scott Houston	134	D		Anthony Williams	6 / 27	D
					Andrew Grundy	6 / 46	D
			Clint Howes	6 / 55	D		
2004/05	Mark Boes	135	A	2004/05	Iain Still	6 / 63	B
	Mark Boes	104	A		Greg Williams	6 / 18	C
	Kailin Wood	192	B		David Thompson	6 / 37	D
	Paul Smith	163	B		Scott Boehm	6 / 40	D
	Russell Jackson	116	B				
	Ciaran O'Hagan	102 *	B				
	Jarrod Zadow	102 *	C				
	Scott Westley	123	D				
Scott Westley	113 *	D					
2005/06	Ryan Selkirk	113	A	2005/06	Brad Nicholas	7 / 33	A
	Ryan Selkirk	104 *	A		Brad Nicholas	6 / 28	A
	Peter Dobbins	113	B		Brad Nicholas	6 / 67	A
	Mark McKenna	166	C		Shane Trebilcock	6 / 23	B
	Scott Woods	124 *	C		Clint Howes	6 / 25	B
	Iain Still	120 *	C		Peter Paterson	6 / 50	B
	Steve Court	102 *	C		Nathan Baldock	6 / 19	C
	Mark McKenna	100	C		Jonathan Grundy	6 / 38	C
2006/07	Shaun Tanner	168	A	2006/07	Mark Boes	8 / 20	A
	Shaun Tanner	140	A		Peter Paterson	7 / 56	B
	Mal Pollitt	107	B		Peter Paterson	6 / 26	B
	Andrew Prestwood	103 *	B		Nathan Baldock	6 / 69	C
	Shane Trebilcock	151 *	C				
	Steve Court	117 *	C				
	Steve Court	110	C				
	Mal Pollitt	109	C				
	Dave Steele	100	C				
	Iain Still	127 *	D				
	Andrew Cox	115	D				


HONOUR BOARD

BATTING			Grade	BOWLING			Grade	
2007/08	Mark Nankervis	106	A	2007/08	Darren Young	6 / 27	B	
	Jarrad Heinze	133	B		Reece Button	6 / 43	B	
	Shane Trebilcock	129	B		Travis Brook	9 / 24	C	
	Mal Pollitt	103 *	B		Ryan Mashford	6 / 27	C	
	Ciaran O'Hagan	100 *	B		David Thompson	6 / 77	C	
	Mal Pollitt	191	C					
	Steve Court	167	C					
	Paul Smith	157	C					
	Brad Gosling	118	C					
	Iain Still	116	C					
	Nathan Baldock	115 *	C					
	Scott Houston	110 *	C					
	Shane Trebilcock	108	C					
	Daniel Bradley	106 *	C					
Matthew Heneker	103 *	C						
2008/09	Scott Woods	172 *	A	2008/09	Nathan Baldock	7 / 34	C	
	Mark Boes	107 *	A		Jake Rawe	6 / 19	C	
	Mark Boes	106	A		Christopher Birch	6 / 29	C	
	Nathan Sinclair	137	B		Jake Veide	6 / 55	C	
	Christian Kennedy	128	B					
	Ryan Mashford	103	B					
	Tim Boston	118	C					
	Paul Smith	112	C					
	Brad Gosling	108	C					
	Jared Rogers	106 *	C					
2009/10	Mark Boes	104	A	2009/10	Reece Button	6 / 26	A	
	Jeff Hull	106 *	B		Leon Hanson	6 / 70	B	
	Paul Smith	149 *	C		Peter Paterson	6 / 31	C	
	Jeff Hull	128	C					
	Paul Smith	111	C					
	Paul Smith	101	C					
	Mal Pollitt	100	C					
2010/11	Anthony Burgess	201 *	A	2010/11	Leon Hanson	6 / 50	A	
	Ciaran O'Hagan	112	A		Nathan Baldock	7 / 47	B	
	Paul Smith	129	C		Mitchell Bennie	6 / 55	B	
	Paul Smith	104	C		Jonathan Grundy	7 / 18	C	
			Andrew Grundy		7 / 66	C		
2011/12	Mark Boes	157 *	A	2011/12	Ciaran O'Hagan	6 / 29	A	
	Mark Boes	114	A		Matthew Ray	6 / 38	B	
	Peter Dobbins	158	B					
2012/13	Anthony Burgess	149	A	2012/13	Ciaran O'Hagan	6 / 23	A	
	Anthony Burgess	137	A					
	Dan Arnold-Jan	127 *	A					
	Luke Holdsworth	108	A					
	Rhys Zammit	103 *	A					
	Russell Jackson	103 *	C					

HONOUR BOARD

BATTING				BOWLING					
			Grade				Grade		
2013/14	Paul Smith	119	C	2013/14	Jason Carroll	6 / 39	A		
					Shaun Coller	7 / 67	B		
					Matthew Ray	6 / 7	C		
2014/15	Anthony Burgess	164	A	2014/15	Luke Holdsworth	7 / 16	A		
	Anthony Burgess	155	A		Luke Holdsworth	6 / 12	A		
	Anthony Burgess	147 *	A		Leon Hanson	6 / 22	A		
	Anthony Burgess	116	A		Matthew Ray	6 / 36	B		
	Anthony Burgess	103	A		Russell Jackson	6 / 42	B		
	Travis Clark	121	C						
	Lou Lagana	108 *	C						
2015/16	Mark Boes	241	A	2015/16	Ryan Bruggerman	6 / 29	C		
	Paul Smith	123	C		Ryan Bruggerman	6 / 40	C		
	Danny Page	109 *	C						
2016/17	Ciaran O'Hagan	130	A	2016/17	Jamie Robshaw	6 / 84	A		
	Scott Woods	117	C		Paul Smith	6 / 49	B		
2017/18	Paul Smith	104	B	B5	2017/18	Michael McKay	6 / 20	C	C8
	Scott Houston	120	C	C8		Dennis Kennedy	7 / 11	D	D9
	Scott Woods	133	D	D9		Dennis Kennedy	6 / 7	D	D9
	Scott Woods	125	D	D9		Dennis Kennedy	6 / 31	D	D9
	Scott Woods	111	D	D9					
	Chris Smith		D	D9					
2018/19	Travis O'Neill	106	B	B5	2018/19	Lain Beckett	6 / 55	A	A1
	Russell Jackson	100	C	C9		Michael McKay	6 / 27	B	B5
						Dennis Kennedy	6 / 29	B	B5
						Kobe Mott	6 / 48	C	C9
2019/20	Lain Beckett	107	A	A1	2019/20				
2020/21					2020/21				
2021/22	Luke Williss	124	C	C10	2021/22	Leon Hanson	6 / 80	A	A2
	Michael Smith	122 *	C	C10					
	Luke Williss	120	C	C10					
2022/23	Iain Still	120	C	C9	2022/23	Reece Button	7 / 21	A	A2
	Oliver Goss	109 *	C	C9		Jason Carroll	7 / 14	B	B5
	Heath Weyer	149 *	D	D10		Darren Young	6 / 25	D	D10
	Kiwa Schillinh	101	D	D10					

**Statistical History of the
Port Noarlunga Cricket Club
1933 - 2023**



A Grade

A GRADE RECORDS

TOP 10

GAMES		RUNS		50s	
Mick Fitzgerald	203	Mark Boes	6244	Anthony Burgess	34
Ryan Mashford	177	Anthony Burgess	5818	Mark Boes	32
Phil McKay	174	Mick Fitzgerald	5110	Mick Fitzgerald	28
Mark Boes	166	Ryan Mashford	4360	Mark Nankervis	24
Anthony Burgess	165	Phil McKay	4300	Ryan Mashford	22
Mark Nankervis	155	Mark Nankervis	4280	Shaun Tanner	19
Peter McKay	155	Scott Woods	3940	Scott Woods	17
Scott Woods	154	Peter McKay	3875	Kailin Wood	16
Leon Hanson	146	Shaun Tanner	2924	Peter McKay	15
Jim England	143	Jim England	2875	Phil McKay	13
				Andy Owers	13

100s		INDIVIDUAL INNINGS			BATTING AVERAGE (minimum 10 games)	
Mark Boes	11	Mark Boes	241	<i>2015/16</i>	Ryan Selkirk	54.91
Anthony Burgess	10	Anthony Burgess	201 *	<i>2010/11</i>	Luke Goldner	47.82
Mick Fitzgerald	4	Scott Woods	172 *	<i>2008/09</i>	Mark Kittel	41.00
Greg Dowsett	3	Ryan Mashford	169	<i>99/2000</i>	Greg Dowsett	40.03
Mark Nankervis	3	Shaun Tanner	168	<i>2006/07</i>	Mark Boes	38.54
Kevin Read	3	Mark Bruggeman	166 *	<i>1987/88</i>	Anthony Burgess	38.28
Shaun Tanner	3	Anthony Burgess	164	<i>2014/15</i>	Mark Bruggeman	36.64
Scott Woods	3	Neville Robertson	158	<i>1981/82</i>	Tim Kloeden	35.50
Robert Baldock	2	Mark Boes	157 *	<i>2011/12</i>	Lain Beckett	34.39
Jason Davidson	2	Anthony Burgess	155	<i>2014/15</i>	Jim Curtis	34.25
Rick Horsell	2					
Brenton Hyde	2					
Peter McKay	2					
Ciaran O'Hagan	2					
Ryan Selkirk	2					

WICKETS		INDIVIDUAL BOWLING			5 WICKETS IN AN INNINGS	
Brad Nicholas	309	Peter McKay	9 / 53	<i>1971/72</i>	Brad Nicholas	12
Mark Whyatt	259	Mark Boes	8 / 20	<i>2006/07</i>	Reg Ellis	12
Russell McMillan	259	Robert Trenwith	8 / 42	<i>1977/78</i>	Russell McMillan	10
Leon Hanson	214	Peter Paterson	7 / 13	<i>2000/01</i>	Mark Whyatt	9
Mark Boes	201	Reg Ellis	7 / 14	<i>1961/62</i>	Mark Boes	7
Peter Paterson	175	Luke Holdsworth	7 / 16	<i>2014/15</i>	Rob Taylor	7
Reg Ellis	171	Scott Boehm	7 / 20	<i>1993/94</i>	Luke Holdsworth	7
Rob Taylor	168	Reece Button	7 / 21	<i>2022/23</i>	Leon Hanson	6
Luke Holdsworth	157	Ian Jones	7 / 22	<i>1996/97</i>	Peter Paterson	5
Brenton Hyde	152	Russell McMillan	7 / 24	<i>1985/86</i>	Michael McKay	5
					Chris Smith	5
					Ernie Sparrow	5

A GRADE

	Matches	Innings	Runs	Batting Average	Highest Score	Wickets	Runs	Bowling Average	BB	50s	100s	5 W/I
G Adams	8	6	90	15.00	41	6	144	24.00	2 / 18			
Andrew Allen	14	8	62	7.75	19 *	2	35	17.50	2 / 19			
Arthur Amos	1	1	0	0.00	0							
Andy Anderson	23	10	81	8.10	26 *							
Dan Arnold-Jan	43	28	480	17.14	127 *	7	178	25.43	2 / 8	1	1	
Ian Baker	2	1	0	0.00	0	3	66	22.00	3 / 35			
Matt Baldock	8	7	77	11.00	37							
Robert Baldock	47	47	916	19.49	128 *	62	1831	29.53	5 / 65	3	2	1
Jason Ball	3	2	2	1.00	2	6	101	16.83	3 / 10			
Frank Barrett	49	43	385	8.95	32 *	53	1290	24.34	6 / 9			1
Mark Baseby	18	19	215	11.32	26	29	563	19.41	6 / 36			1
Darren Beckett	1		13	-	13 *	1	43	43.00	1 / 43			
Lain Beckett	51	44	1513	34.39	107	66	1299	19.68	6 / 55	12	1	2
David Beckman	1	1	0	0.00	0							
Ian Beeby	3	1	7	7.00	5 *	0	7	-	0 / 7			
Jack Beeby	1	1	13	13.00	13							
Mitchell Bennie	107	61	1197	19.62	88	105	2720	25.90	5 / 39	4		2
Elwin Bergman	17	20	124	6.20	16	5	198	39.60	3 / 29			
Norm Bergman	40	33	349	10.58	49 *	46	908	19.74	7 / 58			1
Kym Bevan	3	4	2	0.50	2	3	105	35.00	2 / 32			
Vito Blangiardo	13	10	95	9.50	23							
Scott Boehm	32	25	294	11.76	49	58	1039	17.91	7 / 20			3
Mark Boes	166	162	6244	38.54	241	201	3602	17.92	8 / 20	32	11	7
Tim Boston	11	9	99	11.00	20	0	9	-	0 / 9			
Drew Boulden	5	4	106	26.50	55 *	1	15	15.00	1 / 15	1		
Keith Bradford	16	18	206	11.44	23	0	10	-	0 / 10			
G Bradke	7	8	158	19.75	54					1		
Jeff Bradshaw	3	3	9	3.00	8 *							
Ernie Brittain	8	10	214	21.40	55	5	137	27.40	2 / 46	1		
Syd Brittain	54	71	858	12.08	55	16	312	19.50	3 / 29	2		
Guisepppe Britton	1	2	0	0.00	0							
John Broadley	2	2	32	16.00	23							
I Brockhurst	1	1	0	0.00	0							
J Brooks	4	6	31	5.17	12	0	54	-	0 / 54			
Graeme Brown	3	0	1		1 *							
Phil Brown	8	3	10	3.33	7	5	152	30.40	2 / 2			
Scott Brown	58	48	936	19.50	81 *	0	11	-	0 / 5	3		
Mark Bruggerman	12	11	403	36.64	166 *	28	558	19.93	5 / 65	1	1	2
Ryan Bruggerman	11	5	11	2.20	9 *	3	194	64.67	1 / 12			
D Buckley	2	1	5	5.00	4							
Anthony Burgess	165	152	5818	38.28	201 *	71	1272	17.92	5 / 45	34	10	2
David Burgess	8	6	87	14.50	39	24	406	16.92	5 / 48			1
Joseph Butterworth	25	5	62	12.40	33 *							
Reece Button	115	78	991	12.71	63	134	2489	18.57	7 / 21	2		3
Rod Cahill	8	8	89	11.13	49	8	243	30.38	3 / 24			
Dr Duncan Cameron	10	12	164	13.67	45	14	196	14.00	6 / 65			1
Steve Campbell	9	9	227	25.22	128	0	40	-	0 / 10		1	
Jason Carne	10	10	163	16.30	36 *	1	16	16.00	1 / 16			
Paul Carr	72	79	1805	22.85	103 *	17	445	26.18	4 / 19	9	1	
Jason Carroll	109	74	1173	15.85	85	136	2588	19.03	6 / 39	1		4
Graeme Carter	22	11	62	5.64	21 *	35	732	20.91	6 / 28			2
Ian Carter	5	6	38	6.33	12	3	48	16.00	3 / 48			
Tom Chant	4	4	7	1.75	4							
Martin Charman	7	3	43	14.33	17	5	57	11.40	4 / 13			
Paul Charman	3	3	51	17.00	24	4	90	22.50	4 / 90			
Don Christianson	6	6	35	5.83	19	0	3	-	0 / 3			
Daniel Claridge	12	10	78	7.80	24 *	9	240	26.67	2 / 13			
Travis Clark	13	10	125	12.50	46							
Johnny Clarke	12	7	35	5.00	13	5	188	37.60	2 / 9			
M Cloonan	3	3	66	22.00	39	3	126	42.00	2 / 44			

A GRADE

	Matches	Innings	Runs	Batting Average	Highest Score	Wickets	Runs	Bowling Average	BB	50s	100s	5 W/I
Jayden Close	8	5	40	8.00	16	0	18	-	0 / 2			
Peter Cobb	10	10	133	13.30	42	17	388	22.82	5 / 40			1
Ken Cocks	19	20	230	11.50	36							
Shaun Coller	12	4	16	4.00	10	6	176	29.33	3 / 26			
T Comp	1	2	6	3.00	6							
Mick Coombe	4	5	89	17.80	53	0	69	-	0 / 69	1		
Victor Coopman	12	15	63	4.20	14	11	270	24.55	3 / 26			
Steve Court	20	18	362	20.11	80	5	107	21.40	2 / 33	1		
W Cox	5	4	62	15.50	35	1	34	34.00	1 / 6			
Jim Curtis	25	24	822	34.25	95 *	81	756	9.33	6 / 31	7		4
Peter Dalwood	1	1	13	13.00	13							
J Daly	3	3	3	1.00	3	0	4	-	0 / 4			
Jason Davidson	48	48	1214	25.29	114	8	204	25.50	3 / 44	4	2	
A Dawson	3	3	20	6.67	18	0	67	-	0 / 17			
Andrew Dickinson	10	7	45	6.43	13	3	27	9.00	2 / 1			
Damien DiFabio	6	2	41	20.50	22 *	6	126	21.00	2 / 12			
Tom Dix	6	1	0	0.00	0	6	174	29.00	2 / 12			
Peter Dobbins	76	71	1197	16.86	63 *	6	182	30.33	3 / 13	3		
Chris Dore	12	11	138	12.55	29	2	19	9.50	2 / 10			
Greg Dowsett	32	33	1321	40.03	138 *	1	33	33.00	1 / 33	6	3	
Andy Doyle	45	48	993	20.69	75	0	17	-	0 / 8	5		
I Dunk	1	1	6	6.00	6							
Brett Eddy	1					1	9	9.00	1 / 9			
Nick Edwards	1	1	2	2.00	2							
Jack Ellbourne	14	15	19	1.27	7	8	353	44.13	2 / 35			
Reg Ellis	57	55	1115	20.27	70	171	2049	11.98	7 / 14	4		12
Steve Emery	22	22	301	13.68	88	23	522	22.70	3 / 18	1		
Don England	4	3	67	22.33	37							
Gerry England	46	41	793	19.34	63	15	315	21.00	3 / 34	3		
Heath England	71	28	237	8.46	30	128	2973	23.23	6 / 49			4
Hurtle England	1											
Jim England	143	148	2875	19.43	92	21	658	31.33	3 / 29	10		
Michael England	1	1	25	25.00	25 *	0	3	-	0 / 3			
Spencer England	82	79	1513	19.15	78	0	20	-	0 / 0	7		
Travis Farrah	1											
Brian Fenton	13	6	54	9.00	11	30	731	24.37	4 / 39			
Justin Fenton	7	5	118	23.60	65 *	3	63	21.00	2 / 44	1		
P Finch	1	1	9	9.00	9							
Thomas Finlay	1		69	-	69 *	2	34	17.00	2 / 34	1		
Brad Fisher	1	1	10	10.00	10	0	8	-	0 / 8			
Anthony Fitzgerald	2	2	7	3.50	4							
Mick Fitzgerald	203	197	5110	25.94	127 *	144	3162	21.96	6 / 26	28	4	3
Ryan Fitzgerald	3	2	27	13.50	24 *	0	5	-	0 / 5			
Ian Flack	15	22	127	5.77	34 *	16	331	20.69	3 / 19			
Neil Flack	5	2	2	1.00	2 *	4	84	21.00	2 / 21			
Graham Flasvader	11	11	306	27.82	91	1	116	116.00	1 / 18	3		
P Foody	2	1	10	10.00	6 *	6	77	12.83	3 / 11			
C Foster	3	3	36	12.00	25	11	102	9.27	7 / 51			1
B Fox	1	1	1	1.00	1	0	1	-	0 / 1			
Craig Franklin	20	20	224	11.20	40	5	108	21.60	1 / 2			
J Fraser	2	1	0	0.00	0	3	79	26.33	2 / 39			
Ken Freestone	8	8	277	34.63	95	2	44	22.00	2 / 24	2		
Kim Fullgrave	20	20	318	15.90	89	0	11	-	0 / 2	1		
Paul Galloway	5	3	62	20.67	40	2	55	27.50	1 / 22			
Owen Gardiner	5	5	17	3.40	8							
Chris Genockey	12	13	190	14.62	62	1	18	18.00	1 / 7	1		
Rob George	40	21	287	13.67	37	89	1496	16.81	6 / 32			2
H Giddens	5	4	36	9.00	18							
Cliff Gidding	8	7	206	29.43	57	10	319	31.90	3 / 39	2		
Rob Gilbertson	4	4	46	11.50	30	5	83	16.60	2 / 4			

A GRADE

	Matches	Innings	Runs	Batting Average	Highest Score	Wickets	Runs	Bowling Average	BB	50s	100s	5 W/I
Eddie Gill	3	3	8	2.67	3							
W Gilligan	3		5	-	5 *	10	104	10.40	5 / 11			1
Greg Giumelli	2	2	29	14.50	22	0	44	-	0 / 17			
Mark Giumelli	12	11	123	11.18	35							
Luke Goldner	16	11	526	47.82	63 *	33	352	10.40	4 / 10	4		
Geoff Goldsmith	24	15	84	5.60	22	7	105	15.00	3 / 15			
Matthew Goss	1	1	3	3.00	3							
Oliver Goss	1											
Frank Green	5	1	3	3.00	2	11	111	10.09	4 / 19			
L Greer	1	1	14	14.00	14							
Steve Griffin	10	5	50	10.00	24 *	9	220	24.44	3 / 16			
Colin Grose	26	27	698	25.85	82	0	36	-	0 / 5	5		
Colin Haimes	13	10	62	6.20	25 *	5	180	36.00	1 / 9			
Jimmy Haimes	8	9	41	4.56	18 *	7	57	8.14	2 / 9			
Brian Hammer	1	1	0	0.00	0							
Leon Hanson	146	32	209	6.53	24	214	3999	18.69	6 / 22			6
Allan Harris	9	5	87	17.40	27	1	14	14.00	1 / 5			
David Harris	1	2	7	3.50	5							
Mark Harris	10	9	31	3.44	12							
Peter Harrison	29	31	634	20.45	77	2	38	19.00	1 / 2	4		
? Hartley	1											
Matthew Harwood	7	6	43	7.17	24	1	87	87.00	1 / 30			
Anthony Hawkins	5	5	349	69.80	119 *	0	17	-	0 / 17	2	1	
David Heeseman	5	4	64	16.00	55	2	138	69.00	1 / 17	1		
William Height	1	1	3	3.00	3							
Jarrad Heinze	84	55	893	16.24	54 *	59	1517	25.71	5 / 51	3		1
Noel Hendy	98	96	1937	20.18	86	14	313	22.36	2 / 8	7		
Matthew Heneker	48	36	665	18.47	56					1		
A Hoile	5	6	51	8.50	17	0	5	-	0 / 5			
Luke Holdsworth	82	46	684	14.87	108	157	2273	14.48	7 / 16	1	1	7
C Hollard	5	4	64	16.00	40	0	58	-	0 / 16			
Steve Holst	10	8	69	8.63	19	0	12	-	0 / 12			
Rick Horsell	28	31	907	29.26	139					4	2	
Scott Houston	38	36	967	26.86	86					7		
Jim Howard	47	34	615	18.09	59	10	253	25.30	3 / 27	3		
Leon Howard	34	27	379	14.04	62	28	818	29.21	4 / 41	1		
Clint Howes	6	6	83	13.83	22	8	153	19.13	3 / 25			
Jeff Hull	46	40	525	13.13	52	2	32	16.00	2 / 7	1		
Brenton Hyde	58	46	1052	22.87	109	152	2589	17.03	7 / 55	3	2	4
Geoff Inwood	50	50	1071	21.42	87	6	294	49.00	1 / 5	5		
Geoff. Inwood	9	9	68	7.56	19							
Russell Jackson	80	39	457	11.72	48	16	242	15.13	5 / 20			2
P Jacob	3	3	35	11.67	22	4	94	23.50	2 / 22			
Paul James	10	9	241	26.78	116	2	74	37.00	1 / 7	1	1	
Steven Jeavons	8	8	171	21.38	52	4	86	21.50	2 / 30	1		
J Jenkins	1	1	2	2.00	2							
Ian Jones	59	40	406	10.15	40	103	2391	23.21	7 / 22			2
Daryl Joseph	11	10	290	29.00	51 *					1		
Shane Keast	32	37	439	11.86	37							
Michael Kegal	1	1	0	0.00	0	2	25	12.50	2 / 25			
Christian Kennedy	3	3	34	11.33	16							
Dennis Kennedy	6	7	52	7.43	31	3	48	16.00	2 / 32			
Thomas Kennedy	45	40	267	6.68	26	47	1156	24.60	5 / 49			1
Nick Kerkemeyer	1	1	1	1.00	1	1	57	57.00	1 / 57			
R Kerley	1	1	0	0.00	0	0	11	-	0 / 11			
John King	7	6	32	5.33	10	0	57	-	0 / 11			
Mark Kittel	10	10	410	41.00	120	17	266	15.65	4 / 32	3	1	
G Kittleson	2	2	1	0.50	1	2	41	20.50	2 / 27			
R Kleeman	7	8	79	9.88	24	2	52	26.00	1 / 7			
Tim Kloeden	11	10	355	35.50	73	23	582	25.30	5 / 71	4		1

A GRADE

	Matches	Innings	Runs	Batting Average	Highest Score	Wickets	Runs	Bowling Average	BB	50s	100s	5 W/I
Tom Kneebone	7	7	20	2.86	14	2	164	82.00	1 / 24			
Josh Knight	10	9	27	3.00	11	0	66	-	0 / 18			
R Kosmider	1	1	1	1.00	1							
Dominic Lagana	21	21	168	8.00	24							
P Lang	3	2	70	35.00	40	2	77	38.50	1 / 23			
Charlie Lawton	12	4	120	30.00	50 *	19	296	15.58	6 / 12	1		1
David Leahy	13	13	238	18.31	111	0	89	-	0 / 15		1	
Stan Leigh	19	14	93	6.64	24 *	5	45	9.00	2 / 13			
Dennis Liebeknecht	5	4	16	4.00	8	3	79	26.33	2 / 17			
David Liston	32	19	200	10.53	21	45	1060	23.56	5 / 45			1
Barry Lockwood	1					1	47	47.00	1 / 47			
L Loechel	8	9	59	6.56	21	6	114	19.00	2 / 3			
Kristian Lopez	1		8	-	8 *	1	20	20.00	1 / 20			
B Lovell	2	2	26	13.00	26							
Bruce Lowe	4	4	20	5.00	14	0	28	-	0 / 5			
Michael Lowrey	11	13	114	8.77	39	0	22	-	0 / 22			
Brian Macey	29	25	223	8.92	30 *	2	49	24.50	1 / 15			
Chris Maddock	1	2	6	3.00	3							
H Marshall	3	1	26	26.00	26	0	15	-	0 / 15			
Ryan Mashford	177	164	4360	26.59	169	45	1691	37.58	5 / 42	22	1	1
Rob Matulick	3	2	13	6.50	7							
Robert McCard	1	1	3	3.00	3	1	67	67.00	1 / 67			
George McCormick	2	1	0	0.00	0							
D McDonald	1	1	10	10.00	10							
Kym McDonald	13	13	261	20.08	72	1	58	58.00	1 / 2	1		
Bill McGeoch	1	1	3	3.00	3	0	17	-	0 / 17			
Tye Mclvor	14	8	87	10.88	19	2	57	28.50	2 / 23			
John McKay	2	3	0	0.00	0	0	33	-	0 / 33			
Michael McKay	64	22	130	5.91	14	107	2473	23.11	6 / 50			5
Peter McKay	155	181	3875	21.41	150	113	2410	21.33	9 / 53	15	2	1
Phil McKay	174	174	4300	24.71	92	48	909	18.94	5 / 26	13		1
Simon McKay	47	43	803	18.67	61	1	14	14.00	1 / 10	2		
William McKay	78	60	571	9.52	37	23	538	23.39	3 / 12			
Mark McKenna	17	16	135	8.44	30	46	754	16.39	5 / 13			3
David McKenzie	10	6	62	10.33	15 *	12	326	27.17	4 / 67			
Graham McKenzie	1	1	0	0.00	0	0	35	-	0 / 35			
Andrew McLeod	1	1	1	1.00	1	1	53	53.00	1 / 53			
D McMillan	2	2	6	3.00	6							
Russell McMillan	105	75	1136	15.15	80	259	4872	18.81	7 / 24	2		10
Clive Menesdorf	9	10	161	16.10	38							
J Mills	3	3	44	14.67	22	9	133	14.78	4 / 23			
Eric Modistach	1	1	1	1.00	1							
Greg Moore	1											
Matthew Moore	1	1	0	0.00	0	1	38	38.00	1 / 38			
D Morris	4	4	70	17.50	39	6	79	13.17	5 / 11			1
Kobe Mott	41	21	106	5.05	12 *	26	769	29.58	4 / 18			
Luke Munro	5	3	22	7.33	11	0	21	-	0 / 21			
John Murton	57	63	740	11.75	66	61	1211	19.85	5 / 21			2
Paul Murton	5	3	5	1.67	2 *	4	122	30.50	3 / 18			
Reg Murton	16	16	228	14.25	47 *	15	526	35.07	4 / 54			
William Murton	1	2	4	2.00	3	1	0	0.00	1 / 0			
Igor Mustac	10	7	76	10.86	24	17	425	25.00	3 / 23			
Mark Nankervis	155	158	4280	27.09	121	106	2264	21.36	5 / 27	24	3	4
John Narroway	13	13	123	9.46	36	5	146	29.20	2 / 20			
Barney Neville	1	1	0	0.00	0	0	2	-	0 / 2			
Brad Nicholas	118	35	253	7.23	26	309	5277	17.08	7 / 33			12
Simon Nichols	14	11	149	13.55	35							
Blake Nicolle	27	27	596	22.07	45	5	178	35.60	1 / 27	1		
Richard Nolan	2	2	9	4.50	8	0	49	-	0 / 20			
Ted Oakley	23	20	163	8.15	19 *	10	421	42.10	2 / 17			

A GRADE

	Matches	Innings	Runs	Batting Average	Highest Score	Wickets	Runs	Bowling Average	BB	50s	100s	5 W/I
Robert O'Connell	16	18	494	27.44	104	45	782	17.38	7 / 45	2	1	2
Chris O'Connor	13	14	274	19.57	76	7	227	32.43	3 / 35	2		
Ciaran O'Hagan	108	90	2219	24.66	130	76	1167	15.36	6 / 23	10	2	2
Kieran O'Loughlin	2	1	2	2.00	2	2	67	33.50	1 / 15			
Luke O'Neill	3	2	4	2.00	2	7	63	9.00	4 / 29			
Travis O'Neill	10	10	117	11.70	38	0	31	-	0 / 10			
Matthew Orr	1		8	-	8 *	0	32	-	0 / 32			
Andy Owers	106	101	2383	23.59	89	6	262	43.67	2 / 8	13		
Michael Owers	23	7	53	7.57	18 *	28	713	25.46	6 / 48			1
Greg Pascoe	4	3	28	9.33	16	0	1	-	0 / 1			
T Pascoe	4	3	44	14.67	14	4	120	30.00	2 / 4			
Peter Paterson	107	71	757	10.66	72 *	175	3643	20.82	7 / 13	2		5
Brian Paul	5	5	34	6.80	18	9	147	16.33	4 / 33			
Graham Payne	10	5	30	6.00	14	14	325	23.21	5 / 24			1
Greg Pearce	27	26	863	33.19	96	17	382	22.47	4 / 67	7		
Rob Pearson	58	67	805	12.01	76 *	23	835	36.30	3 / 25	3		
Robin Perry	4	3	48	16.00	25							
Aaron Peterson	2	1	25	25.00	25 *							
Matthew Peterson	38	18	277	15.39	30	70	1197	17.10	6 / 21			4
Greg Philip	8	7	125	17.86	42	7	237	33.86	2 / 19			
William Pillar	22	18	283	15.72	40	4	102	25.50	1 / 2			
Matthew Player	1	1	0	0.00	0							
Mal Pollitt	54	56	875	15.63	57	3	63	21.00	1 / 7	3		
Terry Potts	16	15	211	14.07	43	2	71	35.50	1 / 17			
Andrew Power	5	2	18	9.00	16	2	63	31.50	1 / 13			
Andrew Prestwood	91	87	1666	19.15	104	4	91	22.75	2 / 7	6	1	
Josh Putland	2	2	22	11.00	12	1	11	11.00	1 / 11			
Matthew Ray	75	19	134	7.05	22	109	1881	17.26	5 / 6			3
Kevin Read	34	34	1101	32.38	150	22	555	25.23	5 / 36	4	3	1
Neil Reeve	25	19	202	10.63	37	5	191	38.20	2 / 8			
Simon Reeve	10	3	19	6.33	19	7	141	20.14	3 / 24			
G Reiger	5	4	32	8.00	23 *							
Andrew Richardson	6	2	38	19.00	13 *	6	128	21.33	2 / 22			
Mark Richardson	22	7	131	18.71	47 *	55	1124	20.44	5 / 29			2
Deryck Robb	9	4	32	8.00	11	10	252	25.20	5 / 74			1
Vernon Roberts	1	2	9	4.50	6	1	3	3.00	1 / 3			
Neville Robertson	2	2	187	93.50	158	0	18	-	0 / 18		1	
Jamie Robshaw	30	21	296	14.10	43	54	933	17.28	6 / 84			2
Jared Rogers	7	7	21	3.00	10	2	31	15.50	1 / 15			
Graeme Rollins	19	18	310	17.22	84 *					1		
Don Rosewall	23	26	278	10.69	41 *	27	504	18.67	5 / 50			1
Lawrie Rosewarne	6	6	189	31.50	86	21	268	12.76	5 / 29	1		2
Jarrad Ross	10	6	99	16.50	45	0	14	-	0 / 14			
John Ross	5	5	39	7.80	18	10	201	20.10	3 / 23			
Ronald Ross	8	10	71	7.10	25	7	140	20.00	2 / 15			
Toby Russell	1	1	18	18.00	18							
Jordan Rust	2	1	2	2.00	2	0	54	-	0 / 18			
David Sampson	6	4	51	12.75	28 *	0	8	-	0 / 8			
G Sanderson	1											
Martin Sargent	16	16	291	18.19	58	2	79	39.50	2 / 22	1		
Michael Saunders	11	11	279	25.36	51	12	359	29.92	3 / 21	1		
A Sawyer	3	4	73	18.25	30	3	43	14.33	2 / 5			
John Scarvelis	1	1	0	0.00	0							
John Scholes	61	59	1229	20.83	107	33	974	29.52	5 / 39	5	1	1
Matt Scholes	28	24	485	20.21	80	0	47	-	0 / 2	2		
Harold Schroeder	4	6	195	32.50	64	15	123	8.20	5 / 19	2		2
Brett Scott	1											
C Scott	5	6	33	5.50	18	3	102	34.00	3 / 26			
S Scott	2	4	23	5.75	16	2	27	13.50	2 / 27			
J Scudds	1	1	0	0.00	0	0	9	-	0 / 9			

A GRADE

	Matches	Innings	Runs	Batting Average	Highest Score	Wickets	Runs	Bowling Average	BB	50s	100s	5 W/I
Ryan Selkirk	13	11	604	54.91	113 *	16	325	20.31	4 / 13	4	2	
Matt Semple	1	1	2	2.00	2	0	28	-	0 / 28			
Kieren Simpson	16	13	176	13.54	62	3	76	25.33	3 / 2	1		
Nathan Sinclair	73	69	1952	28.29	100 *	2	64	32.00	1 / 3	12	1	
Zebadiah Sinclair	2	1	6	6.00	6	0	12	-	0 / 12			
Daniel Sladden	59	34	333	9.79	40	43	1506	35.02	3 / 32			
Brad Smith	22	22	368	16.73	49	45	817	18.16	5 / 36			3
Chris Smith	72	49	948	19.35	57 *	101	2029	20.09	7 / 37	1		5
D Smith	1	1	8	8.00	8							
Mark Smith	19	17	266	15.65	55	17	414	24.35	5 / 16	1		1
Matthew C Smith	2					0	63	-	0 / 30			
Michael Smith	33	29	359	12.38	43	2	35	17.50	2 / 9			
Nick Smith	2	2	83	41.50	70	5	89	17.80	2 / 35	1		
Paul Smith	40	43	636	14.79	89	1	91	91.00	1 / 14	3		
Steve Smith	19	13	116	8.92	29	29	534	18.41	5 / 40	1		
Harrison Smitherman	22	24	163	6.79	28	0	35	-	0 / 9			
Ernie Sparrow	27	24	119	4.96	23 *	72	1169	16.24	7 / 42			5
Michael Sparrow	6	6	44	7.33	26	1	6	6.00	1 / 6			
Brian Steele	15	13	112	8.62	24	6	314	52.33	2 / 21			
Dave Steele	7	9	18	2.00	8							
N Stevens	2	2	9	4.50	8	0	11	-	0 / 11			
G Stewart	4	3	9	3.00	8	0	5	-	0 / 5			
M Stewart	2	2	3	1.50	2							
Iain Still	16	18	163	9.06	31	1	63	63.00	1 / 16			
Wayne Stock	93	72	963	13.38	65	13	409	31.46	2 / 14	3		
Jordan Stokes	14	7	51	7.29	23 *							
Brian Sutter	1	1	3	3.00	3	0	6	-	0 / 6			
Colin Sutter	9	11	132	12.00	43	7	230	32.86	2 / 35			
Shaun Tanner	86	88	2924	33.23	168	18	537	29.83	3 / 18	19	3	
Sean Tasker	1	1	1	1.00	1	1	42	42.00	1 / 42			
Rob Taylor	79	52	742	14.27	56 *	168	3111	18.52	7 / 37	1		7
Andrew Thomas	10	1	5	5.00	4 *	5	240	48.00	3 / 19			
Mark Thomas	21	20	204	10.20	47	19	456	24.00	3 / 26			
Wayne Thomas	1	1	1	1.00	1	0	15	-	0 / 15			
Geoff Townsend	38	35	290	8.29	28	14	342	24.43	3 / 13			
Shane Trebilcock	8	7	127	18.14	54					1		
Matthew Treloar	14	10	96	9.60	28	2	66	33.00	1 / 7			
Dean Trenwith	2	1	0	0.00	0	2	18	9.00	1 / 0			
Robert Trenwith	71	61	974	15.97	77	108	2359	21.84	8 / 42	2		4
Paul Vaughan	91	90	2084	23.16	138	36	710	19.72	6 / 44	6	1	1
Bernie Veide	1											
Jake Veide	10	4	57	14.25	27	5	52	10.40	3 / 22			
Dean Walker	13	10	110	11.00	30	0	6	-	0 / 6			
Ken Wall	2	3	110	36.67	40	8	145	18.13	4 / 57			
C Walters	6	7	22	3.14	7	0	2	-	0 / 2			
Ashley Webb	3	3	3	1.00	2							
R Webber	23	24	223	9.29	33	5	98	19.60	3 / 33			
Scott Westley	41	43	729	16.95	59	22	547	24.86	3 / 27	1		
Heath Weyer	2	2	49	24.50	41	0	11	-	0 / 11			
Keaton Weyer	1	1	20	20.00	20	0	17	-	0 / 17			
J Whetstone	26	27	405	15.00	60	5	180	36.00	3 / 36	1		
P Whetstone	3	5	5	1.00	3							
Jim Whyatt	53	25	364	14.56	33 *	43	977	22.72	4 / 18			
Mark Whyatt	138	115	2480	21.57	101 *	259	4685	18.09	6 / 15			9
Dylan Williams	5	2	7	3.50	7	2	71	35.50	1 / 16			
Greg Williams	4	1	0	0.00	0	7	197	28.14	3 / 62			
D Wines	1		1	-	1 *	0	6	-	0 / 6			
Colin Wood	53	51	1091	21.39	79	0	39	-	0 / 11	6		
Kailin Wood	121	108	2589	23.97	91	27	451	16.70	4 / 15	16		
Ian Woods	25	26	360	13.85	59 *	0	37	-	0 / 18			

A GRADE

	Matches	Innings	Runs	Batting Average	Highest Score	Wickets	Runs	Bowling Average	BB	50s	100s	5 W/I
Scott Woods	154	158	3940	24.94	172 *	5	165	33.00	2 / 0	17	3	
A Wright	2	1	0	0.00	0	0	46	-	0 / 46			
Peter Wright	39	41	647	15.78	68	19	386	20.32	4 / 18	1		
Sebastian Wright	1		2	-	2 *							
Darren Young	5	2	2	1.00	1	2	124	62.00	1 / 21			
William Young	5	7	21	3.00	9	1	73	73.00	1 / 47			
Aiden Zammit	9	9	206	22.89	57	1	7	7.00	1 / 2	1		
Rhys Zammit	49	40	811	20.28	103 *	0	49	-	0 / 1	3	1	
George Zocrafos	5	7	76	10.86	26							

**Statistical History of the
Port Noarlunga Cricket Club
1933 - 2023**



B Grade

B GRADE RECORDS

TOP 10

GAMES		RUNS		50s	
Paul Smith	218	Paul Smith	4275	Paul Smith	18
Peter Paterson	153	Ernie Brittain	3864	Ernie Brittain	18
Jeff Hull	116	Mal Pollitt	3065	Mal Pollitt	16
Wayne Stock	113	Jeff Hull	2720	Steve Court	14
Steve Court	111	Steve Court	2637	Scott Woods	14
Mal Pollitt	111	Scott Woods	2229	Simon McKay	13
Darren Young	109	Matt Scholes	2083	Jeff Hull	11
Ernie Brittain	103	Peter Dobbins	2063	Matt Scholes	11
Peter Dobbins	100	Simon McKay	2062	Jim Howard	10
Russell Jackson	96	Jim Howard	2053	Scott Westley	9

100s

GAMES		INDIVIDUAL INNINGS		BATTING AVERAGE		
				(minimum 10 games)		
Ernie Brittain	8	Kailin Wood	192	<i>2004/05</i>	Frank O'Connell	120.88
Frank Ellis	4	Frank O'Connell	188 *	<i>1953/54</i>	Frank Ellis	88.11
Frank O'Connell	4	Paul Carr	187 *	<i>1987/88</i>	Harold Schroeder	65.60
Mal Pollitt	3	Harold Schroeder	175	<i>1951/52</i>	Scott Westley	38.90
Jim Howard	3	Ernie Brittain	170 *	<i>1957/58</i>	Ian Woods	37.43
Steve Holst	3	Simon McKay	164	<i>1996/97</i>	Nathan Sinclair	36.15
Peter McKay	3	Paul Smith	163	<i>2004/05</i>	Scott Woods	34.83
Harold Schroeder	3	Frank O'Connell	158 *	<i>1953/54</i>	Paul Carr	34.19
Michael Sparrow	3	Peter Dobbins	158	<i>2011/12</i>	Ciaran O'Hagan	33.45
Paul Smith	2	Paul Carr	155	<i>1995/96</i>	Luke O'Neill	32.60
Steve Court	2					
Jeff Hull	2					
Matt Scholes	2					
Jim England	2					
Peter Dobbins	2					
Chris Smith	2					
Ciaran O'Hagan	2					
Paul Carr	2					
Troy Gnitecki	2	Jacob Wapper	10 / 62	<i>1937/38</i>	Darren Young	14
Jason Davidson	2	Jacob Wapper	9 / 29	<i>1939/40</i>	Peter Paterson	11
Norm Bergman	2	Darren Young	9 / 78	<i>99/2000</i>	Igor Mustac	10
Jarrad Heinze	2	Rob Taylor	8 / 16	<i>2000/01</i>	Chris Smith	7
		L Rayner	8 / 19	<i>1937/38</i>	John Murton	6
		Ian Woods	8 / 68	<i>1992/93</i>	Brian Paul	6
		Frank Barrett	7 / 7	<i>1957/58</i>	Johnny Clarke	6
		Jason Carroll	7 / 14	<i>2022/23</i>	Rob Taylor	6
		Frank Barrett	7 / 15	<i>1959/60</i>	Graeme Carter	5
		John Broadley	7 / 20	<i>1973/74</i>	Robert Trenwith	5

WICKETS

WICKETS		INDIVIDUAL BOWLING		5 WICKETS IN AN INNINGS	
Peter Paterson	271				
Darren Young	250				
Matthew Ray	148				
Frank Barrett	144				
Igor Mustac	141				
Wayne Stock	141				
Chris Smith	125				
John Murton	123				
Paul Heinze	121				
Graeme Carter	117				

B GRADE

	Matches	Innings	Runs	Batting Average	Highest Score	Wickets	Runs	Bowling Average	BB	50s	100s	5 W/I
G Adams	10	9	183	20.33	51	1	2	2.00	1 / 2	1		
Daniel Ager	23	25	137	5.48	18	18	620	34.44	3 / 75			
Andrew Allen	8	7	121	17.29	35 *	6	129	21.50	2 / 35			
Neil Ambler	2	2	0	0.00	0	5	66	13.20	4 / 42			
Arthur Amos	2	2	11	5.50	9							
John Amos	17	18	179	9.94	22	1	29	29.00	1 / 24			
C Anderson	8	10	31	3.10	13							
Robert Anderson	32	43	117	2.72	16	3	38	12.67	2 / 3			
B Andrews	1	1	0	0.00	0	0	21	-	0 / 21			
Robert Andrews	5	7	20	2.86	11	1	69	69.00	1 / 19			
L Ansell	13	20	37	1.85	6	3	24	8.00	2 / 12			
Mark Argus	1	1	1	1.00	1							
Dan Arnold-Jan	11	10	145	14.50	49	1	15	15.00	1 / 4			
Lawrence Baird	6	3	12	4.00	8 *	12	194	16.17	4 / 34			
Ian Baker	14	15	218	14.53	39	30	583	19.43	5 / 61			1
Matt Baldock	49	51	985	19.31	112	1	90	90.00	1 / 25	3	1	
Nathan Baldock	26	9	49	5.44	20	43	738	17.16	7 / 47			3
Robert Baldock	30	31	824	26.58	103	44	589	13.39	4 / 18	4	1	
M Barnes	2	2	1	0.50	1 *	1	54	54.00	1 / 6			
Frank Barrett	76	82	880	10.73	48	144	1809	12.56	7 / 7			4
Mark Baseby	7	7	94	13.43	38 *	3	147	49.00	1 / 0			
L Baulderstone	9	5	88	17.60	42	29	256	8.83	4 / 8			
Barry Beaumont	7	4	60	15.00	25	0	19	-	0 / 3			
Calvin Beckman	9	8	142	17.75	52	8	162	20.25	3 / 34	1		
David Beckman	2	3	2	0.67	1							
Lawrence Beckman	12	13	38	2.92	9							
Jack Beeby	7	11	135	12.27	67	5	72	14.40	3 / 13	1		
Robbie Bell	2					1	33	33.00	1 / 23			
Tom Bell	3	2	19	9.50	13 *	0	11	-	0 / 11			
Mitchell Bennie	16	5	131	26.20	69 *	31	417	13.45	6 / 55	1		1
Chad Bergman	1	1	0	0.00	0							
Elwin Bergman	27	28	373	13.32	51	12	149	12.42	2 / 0	1		
Norm Bergman	45	47	891	18.96	127 *	72	1240	17.22	6 / 86	1	2	4
Kym Bevan	20	18	269	14.94	46	24	476	19.83	5 / 21			1
John Bice	2	2	35	17.50	28 *							
Graham Bickmore	1					0	2	-	0 / 2			
Christopher Birch	83	25	159	6.36	28	100	1747	17.47	4 / 23			
Vito Blangiardo	14	8	143	17.88	31	1	42	42.00	1 / 25			
James Blavines	3	1	8	8.00	6 *	2	42	21.00	2 / 13			
Scott Boehm	6	4	37	9.25	20	14	243	17.36	3 / 25			
Mark Boes	1	1	19	19.00	19	2	48	24.00	2 / 48			
Tim Boston	41	35	544	15.54	54	8	175	21.88	4 / 35	2		
Drew Boulden	7	7	124	17.71	35	1	12	12.00	1 / 12			
Michael Boundy	1	2	15	7.50	12							
Marty Bousfield	2	2	8	4.00	4	0	50	-	0 / 22			
J Bradford	10	13	76	5.85	17	0	4	-	0 / 4			
Keith Bradford	11	11	225	20.45	43	0	18	-	0 / 6			
G Bradke	1	1	11	11.00	11							
Darren Bradshaw	2	2	9	4.50	7	0	44	-	0 / 44			
Eli Bradshaw	1					1	6	6.00	1 / 6			
Jaime Bradshaw	1	1	5	5.00	5							
Jeff Bradshaw	92	79	1454	18.41	76 *	0	35	-	0 / 17	6		
Ernie Brittain	103	131	3864	29.50	170 *	90	1444	16.04	7 / 27	18	8	2
Norm Brittain	10	9	25	2.78	10							
Syd Brittain	75	82	1615	19.70	131	11	305	27.73	3 / 24	7	1	
Guiseeppe Britton	10	11	119	10.82	30	8	267	33.38	3 / 45			
John Broadley	57	60	1131	18.85	145	16	271	16.94	7 / 20	6	1	1
D Brown	9	9	15	1.67	6	3	88	29.33	1 / 4			
Graeme Brown	34	33	286	8.67	42	5	112	22.40	2 / 15			
Phil Brown	3	1	11	11.00	7	2	167	83.50	1 / 45			
Scott Brown	1	1	22	22.00	22							
Tony Brown	1	1	3	3.00	3	0	48	-	0 / 48			

B GRADE

	Matches	Innings	Runs	Batting Average	Highest Score	Wickets	Runs	Bowling Average	BB	50s	100s	5 W/I
Steve Bruce	8	11	119	10.82	34	6	199	33.17	2 / 33			
Ryan Bruggerman	56	49	371	7.57	34	72	1727	23.99	5 / 29			1
Dale Brusnahan	3	4	30	7.50	20	0	32	-	0 / 9			
D Brynt	3	2	21	10.50	17	0	8	-	0 / 8			
D Buckley	1	1	0	0.00	0							
Darren Buethke	1		2	-	2 *	1	86	86.00	1 / 86			
J Burkett	1											
P Burridge	1	1	0	0.00	0 *							
Andy Burt	14	13	216	16.62	53	1	62	62.00	1 / 62	1		
Brett Bussenschutt	5	3	15	5.00	10 *	4	95	23.75	2 / 38			
Robin Butcher	11	10	60	6.00	16 *	0	14	-	0 / 14			
Ron Butterfield	9	16	236	14.75	45	2	36	18.00	1 / 4			
Alex Butterworth	5	2	17	8.50	13 *	2	85	42.50	1 / 33			
Joseph Butterworth	3	3	19	6.33	10	2	37	18.50	2 / 37			
Reece Button	32	14	366	26.14	60 *	75	1075	14.33	6 / 43	1		2
Brett Bryson	26	19	209	11.00	46	12	591	49.25	2 / 2			
Rod Cahill	11	9	251	27.89	75	32	366	11.44	6 / 34	1		2
Steve Campbell	1	1	14	14.00	14	0	16	-	0 / 16			
Darren Carew	3	4	25	6.25	9	0	4	-	0 / 4			
Peter Carey	4	7	109	15.57	30	14	131	9.36	6 / 37			1
Patrick Carman	4	4	17	4.25	6	1	72	72.00	1 / 44			
A Carmen	2	2	51	25.50	37 *	0	13	-	0 / 13			
Jason Carne	17	16	215	13.44	59	16	273	17.06	7 / 50	1		1
Paul Carr	28	27	923	34.19	187 *	5	87	17.40	3 / 18	4	2	
Brad Carroll	1	1	2	2.00	2							
Jason Carroll	26	17	356	20.94	53	42	704	16.76	7 / 14	1		2
Thomson Carroll	1	1	0	0.00	0	0	41	-	0 / 41			
Arthur Carter	5	5	27	5.40	12 *							
Graeme Carter	47	48	440	9.17	52 *	117	1400	11.97	7 / 33			5
Ian Carter	39	42	584	13.90	77	28	753	26.89	5 / 47	3		1
G Cawrse	1	1	3	3.00	3	7	30	4.29	6 / 27			1
John Cederblade	2	2	8	4.00	5	1	16	16.00	1 / 16			
Jay Chapman	1	1	2	2.00	2	0	27	-	0 / 27			
Mark Chapman	1		9	-	9 *							
Martin Charman	12	14	182	13.00	70	13	167	12.85	3 / 1	1		
Paul Charman	6	2	19	9.50	8	0	3	-	0 / 3			
Don Christianson	2		5	-	5 *							
Daniel Claridge	21	16	124	7.75	21	30	499	16.63	5 / 12			1
Travis Clark	51	43	449	10.44	44							
Johnny Clarke	45	41	215	5.24	20	68	971	14.28	6 / 35			6
N Clarke	2	3	20	6.67	18	3	79	26.33	3 / 61			
W Clarke	2	4	64	16.00	46	4	41	10.25	2 / 8			
Craig Clutterham	7	6	147	24.50	44	6	120	20.00	2 / 7			
Ron Coath	10	10	51	5.10	14	4	105	26.25	3 / 41			
Peter Cobb	1	1	35	35.00	35	5	39	7.80	5 / 39			1
Ken Cocks	41	49	926	18.90	79	15	244	16.27	4 / 17	5		
Shaun Coller	52	32	653	20.41	58	64	1493	23.33	7 / 67	1		1
Kym Commane	22	17	379	22.29	64	1	38	38.00	1 / 38	3		
Jess Connell	3	2	6	3.00	5	2	69	34.50	2 / 8			
P Connelly	2	3	1	0.33	1	0	24	-	0 / 24			
Allen Cook	4	3	27	9.00	10	1	50	50.00	1 / 40			
Phil Cook	2		0	-	0 *	0	78	-	0 / 2			
Mick Coombe	3	4	43	10.75	26	3	115	38.33	2 / 41			
Vaughan Cooper	1	1	4	4.00	4	0	5	-	0 / 5			
Victor Coopman	21	28	417	14.89	62 *	38	674	17.74	6 / 58	1		1
Steve Court	111	110	2637	23.97	104 *	11	361	32.82	3 / 27	14	2	
Geoff Crabb	5	5	22	4.40	8	0	13	-	0 / 13			
Joel Crabb	7	6	54	9.00	23	3	48	16.00	2 / 26			
J Curd	2	2	26	13.00	16							
P Curnow	1	2	48	24.00	48							
Eric Dale	1	1	0	0.00	0	0	15	-	0 / 15			
Peter Dalwood	5	7	148	21.14	91	16	192	12.00	6 / 63	1		1

B GRADE

	Matches	Innings	Runs	Batting Average	Highest Score	Wickets	Runs	Bowling Average	BB	50s	100s	5 W/I
Graeme Davenport	7	7	134	19.14	34 *	6	186	31.00	3 / 60			
Mark Davenport	4	4	27	6.75	13	1	10	10.00	1 / 10			
Peter Davey	4	4	63	15.75	18	0	46	-	0 / 5			
Jason Davidson	35	35	855	24.43	138	2	97	48.50	1 / 9	2	2	
Scott Davies	2	2	4	2.00	4	1	49	49.00	1 / 33			
J Davis	6	7	11	1.57	5							
D Decker	2	1	9	9.00	7 *							
Mark Delaguila	1	1	0	0.00	0							
Fredrick DeLange	9	5	89	17.80	45	3	224	74.67	1 / 33			
S Desfontaine	3	2	5	2.50	3							
A Detrey	2	1	19	19.00	19	5	60	12.00	4 / 55			
J Deveney	3	2	3	1.50	2							
Andrew Dickinson	27	25	619	24.76	84	20	225	11.25	4 / 19	4		
Tom Dix	5	4	55	13.75	21	9	122	13.56	3 / 21			
P Dixon	11	12	91	7.58	22	3	53	17.67	1 / 2			
Brad Dobbins	6	5	48	9.60	18 *	2	74	37.00	2 / 25			
Peter Dobbins	100	100	2063	20.63	158	94	1943	20.67	5 / 13	6	2	4
Matt Doherty	18	17	396	23.29	57	8	190	23.75	3 / 43	3		
M Dohnt	2	1	8	8.00	5							
Chris Dore	26	28	494	17.64	62 *	11	376	34.18	3 / 35	1		
Andy Doyle	7	6	110	18.33	34	3	47	15.67	3 / 12			
Alan Drake	14	16	195	12.19	35	2	110	55.00	2 / 59			
Greg Dunk	1	1	6	6.00	6	3	8	2.67	3 / 8			
I Dunk	8	8	70	8.75	25	0	38	-	0 / 2			
Luke Dunk	2	3	17	5.67	8	2	15	7.50	2 / 15			
Ron Dunk	7	6	88	14.67	38 *	1	57	57.00	1 / 19			
Carl Dunkin	11	5	56	11.20	27	11	391	35.55	3 / 16			
Kyah Dunn	2		0	-	0 *	3	55	18.33	3 / 26			
Clem Dyson	1	1	16	16.00	16	1	0	0.00	1 / 0			
M Earle	6	7	41	5.86	18							
Brett Eddy	1	1	24	24.00	24	1	75	75.00	1 / 75			
Robert Edge	7	8	114	14.25	42	1	57	57.00	1 / 11			
Nick Edwards	4	3	168	56.00	102 *	1	43	43.00	1 / 43		1	
Jack Ellbourne	39	34	442	13.00	73	61	1142	18.72	6 / 24			2
Matthew Elliot	2	3	4	1.33	4	0	20	-	0 / 20			
Frank Ellis	17	9	793	88.11	137	2	20	10.00	2 / 7	5	4	
Steve Emery	25	25	684	27.36	97 *	32	695	21.72	5 / 58	4		1
Don England	43	47	946	20.13	78	0	94	-	0 / 6	3		
Gerry England	33	40	488	12.20	100	49	854	17.43	6 / 41	1	1	2
Heath England	10	7	82	11.71	27	11	359	32.64	3 / 59			
Jim England	55	60	1364	22.73	120	8	147	18.38	3 / 28	8	2	
Spencer England	49	49	1474	30.08	115	2	224	112.00	1 / 33	8	1	
D Evans	1	2	11	5.50	8	0	13	-	0 / 13			
Stuart Evans	17	16	135	8.44	28	0	17	-	0 / 17			
B Falconer	1	2	0	0.00	0							
Travis Farrah	9	5	34	6.80	17	16	277	17.31	5 / 18			1
Shannon Farrant	5	6	96	16.00	33	16	186	11.63	6 / 25			1
Daniel Farrugia	16	8	83	10.38	29							
Rod Faulkner	1	1	0	0.00	0	1	3	3.00	1 / 3			
Brian Fenton	12	8	135	16.88	42	38	662	17.42	5 / 59			1
Justin Fenton	5	5	161	32.20	70	8	163	20.38	4 / 56	1		
P Finch	2	2	4	2.00	4							
Brad Fisher	5	6	121	20.17	73 *	5	184	36.80	3 / 27			
Anthony Fitzgerald	5	6	58	9.67	24	1	33	33.00	1 / 16			
Mick Fitzgerald	33	35	680	19.43	83	32	380	11.88	4 / 13	3		
Ryan Fitzgerald	29	27	423	15.67	39	5	63	12.60	3 / 19			
Ian Flack	1	1	0	0.00	0							
Neil Flack	8	8	76	9.50	25	6	141	23.50	3 / 13			
Graham Flaszvader	10	10	314	31.40	56	19	430	22.63	6 / 47	2		1
P Foody	1	1	14	14.00	14	1	29	29.00	1 / 1			
Kent Ford	11	7	142	20.29	39 *	0	14	-	0 / 14			
B Fox	1	1	15	15.00	15	1	16	16.00	1 / 16			

B GRADE

	Matches	Innings	Runs	Batting Average	Highest Score	Wickets	Runs	Bowling Average	BB	50s	100s	5 W/I
Craig Franklin	34	43	635	14.77	69 *	16	609	38.06	2 / 10	3		
J Frimuil	2	3	43	14.33	16							
Kim Fullgrave	8	10	168	16.80	68	2	36	18.00	1 / 5	1		
S Furneaux	2	2	6	3.00	5							
Scott Galletly	11	7	88	12.57	21 *	13	204	15.69	3 / 28			
Owen Gardiner	27	31	119	3.84	13	1	34	34.00	1 / 25			
Jack Gawley	3	6	51	8.50	12							
Chris Genockey	5	6	129	21.50	44	1	11	11.00	1 / 1			
Rob George	4	4	63	15.75	34	3	46	15.33	2 / 35			
H Giddens	1	1	49	49.00	49							
Rob Gilbertson	1	1	38	38.00	38							
M Gillard	1	1	45	45.00	45	2	36	18.00	2 / 36			
W Gilligan	2	1	27	27.00	16 *	8	76	9.50	3 / 27			
Greg Giumelli	1	1	5	5.00	5	0	38	-	0 / 38			
Jason Glastonberry	1		9	-	8 *							
Paul Glatter	2	1	4	4.00	3	1	24	24.00	1 / 24			
Troy Gnitecki	42	45	930	20.67	122	1	20	20.00	1 / 16	2	2	
Geoff Goldsmith	37	24	638	26.58	87 *	13	183	14.08	3 / 9	3		
R Goldsmith	14	9	9	1.00	5	9	140	15.56	3 / 8			
Dave Goodale	3	6	49	8.17	46 *	0	65	-	0 / 29			
C Gorman	4	3	28	9.33	20 *	2	55	27.50	2 / 21			
Brad Gosling	12	11	130	11.82	23	1	18	18.00	1 / 18			
Matthew Goss	14	17	174	10.24	34	5	104	20.80	3 / 25			
Frank Green	19	10	162	16.20	47	36	699	19.42	4 / 27			
C Greenaugh	1	1	1	1.00	1							
P Gregory	12	13	166	12.77	24							
Damien Griffin	11	9	95	10.56	42	1	41	41.00	1 / 16			
Steve Griffin	13	10	205	20.50	60	23	431	18.74	5 / 53	2		1
Stuart Griffin	1	1	6	6.00	6							
Colin Grose	14	17	469	27.59	71	2	50	25.00	1 / 20	4		
Steve Grout	1	1	0	0.00	0							
G Grouvner	5	7	10	1.43	4							
Andrew Grundy	1					3	59	19.67	3 / 59			
Jonathan Grundy	11	3	32	10.67	20	9	225	25.00	2 / 9			
Ben Guilfoyle	7	8	64	8.00	16	2	92	46.00	2 / 73			
Bill Guthbridge	6	8	24	3.00	8	9	179	19.89	5 / 44			1
Keith Guthbridge	7	9	36	4.00	14	1	15	15.00	1 / 15			
Wayne Guthbridge	1	1	9	9.00	9	0	4	-	0 / 4			
Varma Gvr	1	1	0	0.00	0	0	21	-	0 / 21			
S Hagget	1	2	5	2.50	5	0	19	-	0 / 19			
Colin Haimes	4	6	118	19.67	37	0	23	-	0 / 23			
Jimmy Haimes	22	24	192	8.00	29	4	267	66.75	1 / 2			
Raymond Haimes	11	9	41	4.56	18 *	2	22	11.00	1 / 3			
Brian Hammer	9	11	25	2.27	9	12	247	20.58	3 / 4			
Chris Handley	11	9	18	2.00	5							
Leon Hanson	10	5	75	15.00	27 *	20	347	17.35	6 / 70			1
Michael Hardinge	1	1	11	11.00	11	0	28	-	0 / 28			
Allan Harris	4	4	9	2.25	7	0	10	-	0 / 10			
David Harris	8	13	105	8.08	25	0	32	-	0 / 4			
Mark Harris	17	19	164	8.63	34	0	1	-	0 / 1			
Shane Harris	3	1	0	0.00	0							
Wayne Harris	1	1	0	0.00	0							
Mark Harrison	2	1	2	2.00	2	0	67	-	0 / 29			
Myron Harrison	24	25	165	6.60	29	11	209	19.00	3 / 27			
Peter Harrison	1	1	6	6.00	6							
Tyler Hathaway	5	4	43	10.75	14	1	64	64.00	1 / 47			
Michael Hayes	1	1	0	0.00	0	2	22	11.00	2 / 22			
David Heeseman	9	9	239	26.56	45	2	100	50.00	2 / 29			
William Height	8	8	120	15.00	56	1	55	55.00	1 / 38	1		
Jarrad Heinze	69	62	1007	16.24	119 *	86	1681	19.55	6 / 43		2	2
Paul Heinze	64	47	439	9.34	36 *	121	2755	22.77	6 / 26			3
Noel Hendy	28	26	443	17.04	49 *	10	169	16.90	4 / 40			

B GRADE

	Matches	Innings	Runs	Batting Average	Highest Score	Wickets	Runs	Bowling Average	BB	50s	100s	5 W/I
Matthew Heneker	56	53	945	17.83	59	4	93	23.25	2 / 22	2		
Zak Hill	1	2	0	0.00	0							
P Hilligers	4	5	13	2.60	7	0	5	-	0 / 5			
Joe Hoad	3	3	0	0.00	0	1	56	56.00	1 / 31			
Luke Holdsworth	2	1	60	60.00	56 *	6	75	12.50	5 / 32	1		1
W Hollis	8	3	11	3.67	6	10	131	13.10	4 / 13			
I Holman	18	23	170	7.39	115	4	26	6.50	4 / 3		1	
Matthew Holst	11	5	53	10.60	24 *	0	185	-	0 / 6			
Steve Holst	73	73	1783	24.42	115 *	10	248	24.80	2 / 14	6	3	
B Honan	1		1	-	1 *							
Mark Horsell	17	6	26	4.33	6 *	38	579	15.24	5 / 52			1
Rick Horsell	10	9	221	24.56	94	1	11	11.00	1 / 11	1		
Scott Houston	28	26	417	16.04	72 *	10	351	35.10	2 / 11	1		
Jim Howard	75	80	2053	25.66	130	18	465	25.83	3 / 50	10	3	
L. Howard	7	7	307	43.86	108	9	239	26.56	3 / 37	1	1	
Leon Howard	19	20	317	15.85	61 *	39	590	15.13	5 / 13	2		1
Sam Howell	14	13	94	7.23	38	1	16	16.00	1 / 3			
Clint Howes	25	21	383	18.24	95	56	824	14.71	6 / 25	1		4
Todd Howes	3	1	15	15.00	14	0	57	-	0 / 57			
Alex Hughes	1	1	0	0.00	0	1	13	13.00	1 / 10			
W Hughes	7	4	21	5.25	7	5	74	14.80	3 / 19			
C Hughs	2	2	22	11.00	19 *							
W Hughs	7	3	52	17.33	22	0	29		0 / 6			
Jeff Hull	116	108	2720	25.19	152 *	0	80	-	0 / 6	11	2	
Brenton Hyde	9	7	106	15.14	28	26	286	11.00	7 / 41			1
Matthew Impey	9	8	108	13.50	42	16	207	12.94	4 / 32			
A Ingles	4	6	31	5.17	22							
Geoff Inwood	7	9	243	27.00	105 *	0	13	-	0 / 13	1	1	
Ian Inwood	4	3	167	55.67	95 *					1		
D Jacka	1	1	0	0.00	0	3	12	4.00	3 / 12			
Russell Jackson	96	57	836	14.67	116	28	273	9.75	6 / 42	1	1	1
Blake James	4	1	63	63.00	31							
Brad James	11	9	76	8.44	23	20	343	17.15	7 / 53			2
Lachlan Jarmyn	2	3	18	6.00	16	0	44	-	0 / 9			
Steven Jeavons	13	13	337	25.92	102 *	13	167	12.85	7 / 30		1	1
O Johannson	3	4	8	2.00	7	0	2	-	0 / 2			
Evan Johanson	3	2	16	8.00	13							
Iain Johns	1	1	4	4.00	4							
Troy Johnson	10	8	123	15.38	42	8	83	10.38	3 / 31			
C Johnstone	1	1	19	19.00	19							
Ian Jones	12	5	34	6.80	14	21	421	20.05	4 / 46			
Daryl Joseph	1	1	5	5.00	5							
George Jurgowiak	1	2	0	0.00	0							
Shane Keast	7	7	238	34.00	83	0	15	-	0 / 15	2		
D Kelly	4	2	13	6.50	7	2	90	45.00	1 / 17			
G Kemp	1	1	1	1.00	1	0	42	-	0 / 42			
Christian Kennedy	16	15	449	29.93	128					1	1	
Dennis Kennedy	36	31	718	23.16	87 *	52	1122	21.58	6 / 29	3		1
Gemma Kennedy	1											
Thomas Kennedy	8	6	39	6.50	14	18	272	15.11	5 / 22			1
Nick Kerkemeyer	4	1	18	18.00	14 *							
R Kerley	4	4	46	11.50	22	2	82	41.00	1 / 8			
Dirk Keuning	1	1	0	0.00	0	0	10	-	0 / 10			
Jitin Khanna	11	9	83	9.22	29 *							
C King	1	1	4	4.00	4							
John King	1	2	2	1.00	2	1	37	37.00	1 / 37			
Tom Kneebone	7	10	49	4.90	18	8	233	29.13	3 / 73			
Josh Knight	31	31	363	11.71	70	8	182	22.75	2 / 29	1		
B Knights	5	6	104	17.33	37	4	185	46.25	2 / 36			
Dominic Lagana	52	50	696	13.92	90 *					3		
Lou Lagana	25	21	345	16.43	47							
Brian Lamb	6	5	73	14.60	43	10	240	24.00	3 / 9			

B GRADE

	Matches	Innings	Runs	Batting Average	Highest Score	Wickets	Runs	Bowling Average	BB	50s	100s	5 W/I
Andy Lang	12	12	69	5.75	12	19	576	30.32	6 / 77			1
N Lang	1	2	8	4.00	7	1	11	11.00	1 / 11			
Charlie Lawton	13	13	210	16.15	81	28	397	14.18	3 / 19	2		
Christopher Lea	1	1	0	0.00	0							
Chris Leahy	17	21	256	12.19	32 *	2	109	54.50	1 / 0			
David Leahy	29	38	844	22.21	117	8	372	46.50	3 / 13	4	1	
Peter Lee	1	1	0	0.00	0							
Stan Leigh	19	19	300	15.79	48	7	110	15.71	2 / 19			
Shane Lemke	4	5	18	3.60	10	1	14	14.00	1 / 4			
D Leonard	1	2	21	10.50	14							
W Leonard	3	7	37	5.29	14 *							
N Lepoidevin	2	1	22	22.00	15							
Wayne Lepoidevin	22	22	297	13.50	31							
John Levins	2	3	21	7.00	10	0	43	-	0 / 14			
Tony Librandi	1	1	0	0.00	0							
Dennis Liebeknecht	15	15	171	11.40	36	41	550	13.41	7 / 34			1
Andy Liebelt	2	2	3	1.50	2							
W Lightfoot	2	3	1	0.33	1							
Antony Lill	6	7	149	21.29	58	0	74	-	0 / 10	1		
David Liston	25	16	327	20.44	52	43	785	18.26	5 / 40	1		1
Sam Livingston	2	2	32	16.00	32							
Barry Lockwood	2	1	21	21.00	17	2	37	18.50	2 / 25			
L Loechel	10	9	86	9.56	26 *	2	20	10.00	2 / 14			
Kristian Lopez	5	6	51	8.50	16							
Bruce Lowe	16	9	23	2.56	7 *	13	219	16.85	5 / 22			1
Ian Lowe	18	16	78	4.88	18	12	228	19.00	2 / 10			
Michael Lowrey	50	55	1130	20.55	95	11	285	25.91	3 / 20	6		
Brian Macey	46	48	1163	24.23	92	22	454	20.64	4 / 10	6		
Brian Maddock	4	3	5	1.67	2	5	155	31.00	3 / 104			
Chris Maddock	10	8	66	8.25	32	1	52	52.00	1 / 52			
T Mahoney	1	1	2	2.00	2							
John Mair	52	75	643	8.57	85					1		
D Marsh	2		4	-	4 *							
Ray Marsh	35	23	176	7.65	22 *	2	113	56.50	2 / 15			
Frank Martella	1	1	1	1.00	1							
Paul Martin	10	12	124	10.33	38 *	2	68	34.00	1 / 6			
Bruce Mashford	1	2	15	7.50	15	0	16	-	0 / 16			
Ryan Mashford	41	45	1083	24.07	103	26	395	15.19	4 / 29	7	1	
Bronte Mason	1		2	-	2 *							
Haseeb Massan	2	2	6	3.00	5							
Donald Matulick	1	1	1	1.00	1	0	8		0 / 8			
Rob Matulick	25	23	169	7.35	26	2	40	20.00	1 / 1			
Chris Mayne	1	1	20	20.00	20	1	22	22.00	1 / 22			
George McCormick	18	13	66	5.08	14	13	303	23.31	3 / 32			
D McDonald	23	34	323	9.50	50					1		
Kym McDonald	13	11	240	21.82	41	1	100	100.00	1 / 46			
Cooper McEwan	3	3	7	2.33	3	2	22	11.00	2 / 22			
A McGaffin	2	1	0	0.00	0							
Bill McGaffin	1		6	-	6 *							
Bill McGeoch	10	12	143	11.92	33	13	166	12.77	4 / 27			
Jory McGowan	8	8	39	4.88	11							
Ron McHahon	29	31	482	15.55	86	2	17	8.50	2 / 12	2		
Lenny McIntyre	16	17	240	14.12	44	5	119	23.80	3 / 10			
David McKay	14	16	85	5.31	14	2	124	62.00	1 / 15			
Jamie McKay	13	9	23	2.56	11	4	215	53.75	2 / 26			
John McKay	60	76	615	8.09	67	88	1486	16.89	7 / 47	1		4
Michael McKay	54	33	492	14.91	74	84	1672	19.90	6 / 27	2		1
Peter McKay	67	72	1591	22.10	139	90	1524	16.93	5 / 7	4	3	2
Phil McKay	40	46	671	14.59	69	1	155	155.00	1 / 32	3		
Simon McKay	83	85	2062	24.26	164	5	89	17.80	2 / 14	13	1	
Steve McKay	1	1	18	18.00	18							
William McKay	94	103	821	7.97	39	66	1426	21.61	5 / 19			2

B GRADE

	Matches	Innings	Runs	Batting Average	Highest Score	Wickets	Runs	Bowling Average	BB	50s	100s	5 W/I
Mark McKenna	17	14	131	9.36	33	22	262	11.91	5 / 33			1
David McKenzie	15	9	81	9.00	17 *	24	437	18.21	6 / 59			2
Graham McKenzie	14	20	140	7.00	61	34	340	10.00	5 / 5	1		1
Andrew McLeod	7	7	145	20.71	65	1	76	76.00	1 / 47	1		
Darren McLeod	3	3	106	35.33	58	0	6	-	0 / 6	1		
D McMillan	7	10	292	29.20	106	6	131	21.83	4 / 8	1	1	
G McMillan	2	1	13	13.00	10 *	2	20	10.00	2 / 20			
G McNamara	2	1	7	7.00	7	4	118	29.50	3 / 73			
Clive Menesdorf	3	3	11	3.67	9							
Damien Metzger	7	5	31	6.20	16							
Keith Miller	4	6	63	10.50	26	5	132	26.40	3 / 54			
Trevor Mills	3	4	59	14.75	30	3	114	38.00	1 / 23			
J Mitta	8	11	82	7.45	18	31	400	12.90	6 / 16			1
Eric Modistach	3	2	3	1.50	3							
Lorin Monssen	8	8	106	13.25	66	3	35	11.67	2 / 7	1		
Matthew Moore	16	9	132	14.67	26 *	20	493	24.65	4 / 29			
Kobe Mott	18	4	40	10.00	17	29	520	17.93	4 / 19			
Michael Mott	7	2	4	2.00	2 *							
T Moyle	4	5	70	14.00	35							
Robert Muir	2		29	-	29 *							
Rhys Mundy	2	1	4	4.00	4	0	58	-	0 / 5			
Luke Munro	13	11	141	12.82	38 *	4	109	27.25	3 / 64			
Anthony Murphy	25	31	335	10.81	40	29	462	15.93	6 / 28			2
John Murton	43	42	851	20.26	79	123	1501	12.20	6 / 10	3		6
Noel Murton	15	15	48	3.20	15 *	13	519	39.92	5 / 36	1		
Paul Murton	9	3	33	11.00	24	14	221	15.79	3 / 25			
Reg Murton	38	45	851	18.91	85	67	887	13.24	6 / 51	1		4
William Murton	7	9	12	1.33	4	2	110	55.00	1 / 0			
Igor Mustac	59	37	712	19.24	56 *	141	2451	17.38	6 / 31	2		10
John Narroway	1	1	80	80.00	80							
C Neale	3	3	50	16.67	44	2	42	21.00	2 / 42			
R Nelson	1	1	0	0.00	0							
Barney Neville	16	15	32	2.13	17	4	74	18.50	2 / 20			
Brad Nicholas	2	1	12	12.00	12	5	59	11.80	4 / 35			
Simon Nichols	1	1	5	5.00	5							
Blake Nicolle	1	1	51	51.00	51	2	23	11.50	2 / 23	1		
Richard Nolan	9	14	184	13.14	29	9	207	23.00	4 / 44			
E Norman	1	1	0	0.00	0							
Shane Northcott	1	2	1	0.50	1							
Ted Oakley	48	51	473	9.27	59	84	1272	15.14	6 / 52	2		4
Dennis Oborn	17	25	224	8.96	27	19	396	20.84	3 / 74			
Frank O'Connell	10	8	967	120.88	188 *	6	103	17.17	3 / 17	4	4	
Cameron O'Dea	2	1	0	0.00	0							
K O'Grady	2	1	1	1.00	1							
Ciaran O'Hagan	35	29	970	33.45	102 *	28	215	7.68	5 / 30	5	2	2
David O'Hagan	1	1	11	11.00	11	1	39	39.00	1 / 39			
Kieran O'Loughlin	8	8	63	7.88	24	18	225	12.50	5 / 39			1
Steve O'Loughlin	1	1	14	14.00	13							
Luke O'Neill	11	5	163	32.60	77 *	20	300	15.00	4 / 21	1		
Travis O'Neill	25	24	732	30.50	106	8	142	17.75	3 / 22	4	1	
Matthew Orr	2	2	1	0.50	1	0	48	-	0 / 22			
Khalan Ortmann	2	2	13	6.50	11	1	23	23.00	1 / 5			
Ron O'Toole	2											
Andy Owers	21	24	314	13.08	47	17	326	19.18	4 / 27			
Michael Owers	20	23	202	8.78	41	40	915	22.88	5 / 36			1
Danny Page	13	14	164	11.71	39	3	85	28.33	1 / 8			
Owan Palmer	2	1	17	17.00	9 *	1	35	35.00	1 / 22			
R Palmer	6	7	19	2.71	7	1	28	28.00	1 / 20			
Paul Parkinson	16	17	264	15.53	57	0	6	-	0 / 6	1		
A Pascoe	1	2	2	1.00	2							
Greg Pascoe	22	19	387	20.37	85	9	204	22.67	2 / 34			
Peter Paterson	153	117	1691	14.45	65 *	271	5106	18.84	7 / 56	4		11

B GRADE

	Matches	Innings	Runs	Batting Average	Highest Score	Wickets	Runs	Bowling Average	BB	50s	100s	5 W/I
PP Paterson	14	13	213	16.38	42	11	135	12.27	3 / 8			
Michael Patterson	25	14	27	1.93	13 *	7	315	45.00	4 / 34			
Tyson Patterson	3		3	-	3	1	76	76.00	1 / 45			
Brian Paul	33	36	629	17.47	75	97	996	10.27	7 / 48	2		6
Graham Payne	30	13	155	11.92	23	56	1261	22.52	6 / 80			2
Greg Pearce	1	1	4	4.00	4	2	19	9.50	2 / 12			
Rob Pearson	13	16	223	13.94	57	11	240	21.82	4 / 22			
Jarrold Pennock	3	2	29	14.50	9 *							
Robin Perry	6	7	61	8.71	25	0	31	-	0 / 15			
T Peters	9	7	16	2.29	5	7	20	2.86	2 / 14			
Aaron Peterson	5	5	46	9.20	28	4	99	24.75	2 / 33			
Matthew Peterson	7	5	73	14.60	21	2	192	96.00	1 / 14			
C Phillips	5	7	26	3.71	7	1	20	20.00	1 / 7			
William Pillar	8	6	72	12.00	38 *	4	192	48.00	1 / 4			
Matthew Player	6	6	174	29.00	77	9	111	12.33	3 / 23	2		
Mal Pollitt	111	112	3065	27.37	107	62	1270	20.48	6 / 40	16	3	2
Ian Polsin	4	7	12	1.71	6							
M Porter	9	7	21	3.00	6	2	21	10.50	2 / 20			
Adam Potts	6	3	1	0.33	1	2	100	50.00	1 / 7			
Terry Potts	3	3	68	22.67	27	5	52	10.40	3 / 30			
Andrew Prestwood	45	35	774	22.11	103	1	23	23.00	1 / 6	3	1	
Jack Price	1	1	8	8.00	8							
Max Priest	6	6	40	6.67	13 *	1	9	9.00	1 / 9			
John Prunnell	39	40	362	9.05	33	26	442	17.00	7 / 24			1
Josh Putland	1	2	18	9.00	15							
Drew Rabbett	1											
Matthew Ray	76	42	601	14.31	42	148	1689	11.41	6 / 34			4
L Rayner	28	28	366	13.07	36	49	722	14.73	8 / 19			2
Paul Raynor	15	18	429	23.83	83	4	191	47.75	2 / 57	2		
Wayne Redman	5	3	64	21.33	30	4	61	15.25	2 / 7			
Neil Reeve	10	10	243	24.30	52	9	193	21.44	3 / 12	1		
Simon Reeve	9	8	74	9.25	36	15	293	19.53	4 / 41			
Jeff Reynolds	2	2	18	9.00	12	2	110	55.00	2 / 30			
Andrew Richardson	9	9	377	41.89	120	1	158	158.00	1 / 10	1	1	
Ben Richardson	2	1	39	39.00	23	4	87	21.75	3 / 52			
Graham Richardson	5	7	123	17.57	69					1		
Mark Richardson	5	6	102	17.00	64 *	8	222	27.75	4 / 43	1		
Elliott Riddle	4	3	9	3.00	8 *	4	133	33.25	4 / 23			
Caleb Rigney	13	10	34	3.40	12	4	474	118.50	2 / 33			
Deryck Robb	19	17	278	16.35	63	27	352	13.04	4 / 10	3		
Marty Robb	12	8	43	5.38	15	13	158	12.15	4 / 39			
Craig Roberts	2	2	10	5.00	7	0	28	-	0 / 10			
Vernon Roberts	46	49	100	2.04	16	3	62	20.67	2 / 13			
B Robertson	1	1	2	2.00	2	0	5	-	0 / 5			
? Robinson	1	2	4	2.00	4							
M Robinson	1	1	27	27.00	27							
Michael Robinson	18	13	179	13.77	32	1	28	28.00	1 / 28			
Donald Rodman	2	2	0	0.00	0	1	74	74.00	1 / 12			
Jared Rogers	31	26	495	19.04	57	25	491	19.64	3 / 12	1		
Jordan Rogers	1		7	-	7 *	0	15	-	0 / 13			
Ryan Rogers	12	9	60	6.67	39	1	55	55.00	1 / 21			
Steve Rogers	11	14	265	18.93	65 *	1	13	13.00	1 / 13			
Don Rosewall	26	26	272	10.46	62	46	663	14.41	5 / 67	1		
Jarrad Ross	2	3	37	12.33	27	0	34	-	0 / 34			
Ronald Ross	47	65	781	12.02	62	57	708	12.42	6 / 14	1		2
S Ross	5	7	54	7.71	20	10	182	18.20	3 / 33			
Richard Rothe	21	23	100	4.35	17							
Toby Russell	2	2	34	17.00	33							
Jordan Rust	7	3	5	1.67	4	11	155	14.09	4 / 15			
T Ryan	4	5	22	4.40	13	0	12	-	0 / 12			
D Salar	1	1	6	6.00	6							
David Sampson	6	4	150	37.50	60	0	43	-	0 / 12	2		

B GRADE

	Matches	Innings	Runs	Batting Average	Highest Score	Wickets	Runs	Bowling Average	BB	50s	100s	5 W/I
Corey Sard	3	1	3	3.00	3	0	54	-	0 / 13			
Martin Sargent	34	32	578	18.06	57	40	851	21.28	5 / 19	1		2
Michael Saunders	2	2	56	28.00	45	5	103	20.60	3 / 77			
L Schmidt	1		2	-	2 *							
John Scholes	28	29	668	23.03	63	32	603	18.84	4 / 34	2		
Matt Scholes	65	69	2083	30.19	153	48	876	18.25	4 / 6	11	2	
Harold Schroeder	17	15	984	65.60	175	53	480	9.06	5 / 15	4	3	2
G Schurgot	2	1	5	5.00	5							
Brett Scott	9	10	207	20.70	58	9	311	34.56	2 / 11	2		
C Scott	34	37	515	13.92	78	44	822	18.68	3 / 8	1		
Prasad Seelam	9	8	114	14.25	34	4	212	53.00	1 / 21			
Matt Semple	11	2	4	2.00	2 *	11	328	29.82	4 / 15			
Jason Seymour	1		4	-	4 *							
David Shane	2	1	0	0.00	0	1	57	57.00	1 / 33			
D Sherrin	4	7	28	4.00	12	2	57	28.50	1 / 3			
Heath Shortier	1											
Kieren Simpson	1	1	0	0.00	0	0	10	-	0 / 10			
Nathan Sinclair	24	20	723	36.15	137	3	61	20.33	3 / 30	2	1	
Zebadiah Sinclair	4	3	15	5.00	12	3	128	42.67	2 / 42			
Gurvinder Singh	1	1	8	8.00	8							
Daniel Sladden	46	27	352	13.04	64	45	983	21.84	4 / 23	1		
Bill Slee	1	1	16	16.00	16	4	29	7.25	4 / 26			
Jimmy Smale	6	3	16	5.33	16	9	142	15.78	3 / 37			
Andrew Smith	3	3	33	11.00	22							
Brad Smith	11	7	101	14.43	39	25	405	16.20	5 / 33			1
Chris Smith	85	66	1743	26.41	115	125	1994	15.95	6 / 23	5	2	7
Isaac Smith	7	7	12	1.71	6	1	178	178.00	1 / 52			
Mark Smith	22	22	386	17.55	65	20	487	24.35	5 / 23	1		1
Matthew C Smith	11	5	1	0.20	1	32	497	15.53	5 / 32			1
Matthew R Smith	3	1	1	1.00	1	0	17	-	0 / 8			
Michael Smith	46	44	830	18.86	73	18	362	20.11	3 / 5	2		
Neville Smith	5	4	113	28.25	37 *							
Paul Smith	218	227	4275	18.83	163	116	2418	20.84	6 / 19	18	2	2
Rex Smith	2	2	0	0.00	0	2	36	18.00	1 / 5			
Steve Smith	1	1	4	4.00	4	4	24	6.00	4 / 24			
Wayne Smith	17	20	277	13.85	75	10	246	24.60	2 / 7	2		
Harrison Smitherman	7	7	44	6.29	21							
A Sobels	7	7	47	6.71	14	1	41	41.00	1 / 26			
Nick Spano	41	30	433	14.43	44	24	644	26.83	4 / 35			
Ernie Sparrow	1		5	-	5 *							
Michael Sparrow	22	24	737	30.71	116	3	50	16.67	2 / 21	2	3	
L Stark	1	2	3	1.50	3	1	18	18.00	1 / 18			
Brian Steele	28	32	328	10.25	33	22	472	21.45	3 / 44			
Dave Steele	37	30	502	16.73	44 *	8	143	17.88	3 / 43			
Nick Steele	5	2	26	13.00	13	3	92	30.67	2 / 25			
N Stevens	4	1	78	78.00	74 *	5	82	16.40	1 / 0			
G Stewart	6	3	6	2.00	2 *	4	28	7.00	3 / 16			
M Stewart	1	1	4	4.00	4							
W Stewart	1	2	3	1.50	2	0	6	-	0 / 6			
Iain Still	29	21	323	15.38	38	25	476	19.04	6 / 63			1
A Stirem	1	2	5	2.50	3	1	22	22.00	1 / 22			
Wayne Stock	113	92	1442	15.67	86	141	3057	21.68	5 / 28	7		2
Jordan Stokes	18	14	206	14.71	65	6	134	22.33	2 / 24	1		
Dean Sutcliffe	2	2	15	7.50	12							
Sean Tasker	8	4	22	5.50	10 *	21	379	18.05	5 / 36			2
Rob Taylor	25	19	493	25.95	87	56	669	11.95	8 / 16	2		6
B Teague	1	1	0	0.00	0	0	21	-	0 / 21			
D Teakle	1	2	0	0.00	0	0	3	-	0 / 3			
Michael Tedmanson	1	2	8	4.00	6	0	23	-	0 / 23			
Andrew Thomas	25	12	141	11.75	34	69	1047	15.17	5 / 36			1
Mark Thomas	39	43	255	5.93	46	86	1315	15.29	5 / 11			3
Max Thomas	2	2	41	20.50	34	3	69	23.00	2 / 26			


B GRADE

	Matches	Innings	Runs	Batting Average	Highest Score	Wickets	Runs	Bowling Average	BB	50s	100s	5 W/I
Robert Thomas	33	30	324	10.80	34	64	1099	17.17	7 / 39			2
Wayne Thomas	16	15	132	8.80	23	38	798	21.00	5 / 60			
Alby Tigges	8	10	46	4.60	12	0	14	-	0 / 14			
E Toll	4	4	47	11.75	17	3	18	6.00	3 / 13			
Geoff Townsend	29	27	316	11.70	95	59	716	12.14	6 / 24	2		2
Jeff Townsend	33	48	226	4.71	24	62	955	15.40	6 / 18			4
Shane Trebilcock	49	43	977	22.72	129	13	204	15.69	6 / 23	2	1	1
Doug Treloar	1	1	0	0.00	0							
Matthew Treloar	25	28	534	19.07	68	29	739	25.48	4 / 24	2		
Dean Trenwith	1		16	-	16 *	0	22	-	0 / 22			
Robert Trenwith	24	23	431	18.74	87	76	958	12.61	6 / 66	3		5
Cain Vallance	2	3	7	2.33	5							
Archie VanDyk	1					0	16	-	0 / 16			
Paul Vaughan	17	19	363	19.11	104	21	604	28.76	3 / 46	1	1	
Jake Veide	14	10	181	18.10	39	23	302	13.13	5 / 29			1
Reg Verity	15	9	35	3.89	8	6	165	27.50	2 / 5			
Tim Vermeer	5	5	68	13.60	48	0	57	-	0 / 26			
Hugo Vonalpen	3	1	28	28.00	14 *	8	124	15.50	5 / 33			1
Rob Wait	1	1	0	0.00	0	0	15	-	0 / 15			
Dean Walker	12	12	164	13.67	46 *	2	80	40.00	2 / 32			
C Wallen	1											
C Walters	4	6	18	3.00	4	0	1	-	0 / 1			
Jacob Wapper	30	28	505	18.04	60 *	114	1023	8.97	10 / 62			
Peter Waters	7	5	36	7.20	13 *	1	42	42.00	1 / 27			
J Weatherald	2	2	3	1.50	2							
Ashley Webb	22	17	203	11.94	78	24	635	26.46	5 / 58	1		1
R Webber	21	29	249	8.59	34	8	114	14.25	3 / 6			
R Weckert	1											
Michael Wedd	7	12	45	3.75	19							
Scott Westley	22	21	817	38.90	89	14	372	26.57	5 / 42	9		1
Heath Weyer	1	1	16	16.00	16							
Keaton Weyer	1	1	0	0.00	0	0	7	-	0 / 7			
Adam Whelan	8	3	12	4.00	10	0	99	-	0 / 10			
J Whetstone	3	3	13	4.33	8							
Jack White	3	3	13	4.33	8							
T Whitford	1	1	0	0.00	0	4	47	11.75	4 / 47			
Jim Whyatt	41	34	667	19.62	98	84	1211	14.42	6 / 30	4		3
Len Whyatt	7	9	64	7.11	24	0	59	-	0 / 25			
Mark Whyatt	12	11	182	16.55	65	25	394	15.76	6 / 35	1		2
A Wilcox	6	7	163	23.29	52					1		
Anthony Williams	2		11	-	11 *	5	38	7.60	4 / 19			
Dylan Williams	19	15	128	8.53	18	9	211	23.44	3 / 5			
F Williams	1	1	11	11.00	11	0	41	-	0 / 41			
Greg Williams	38	11	101	9.18	16 *	64	1266	19.78	5 / 69			1
Luke Williss	1	1	19	19.00	19							
G Willson	2	2	18	9.00	9							
G Wilson	1	1	1	1.00	1							
Rob Wilson	14	9	48	5.33	13	37	679	18.35	6 / 44			2
Colin Wood	31	26	417	16.04	75	1	21	21.00	1 / 5			
Kailin Wood	38	35	1103	31.51	192	4	87	21.75	1 / 8	6	1	
Geoff Woods	6	5	100	20.00	52	0	17	-	0 / 17			
Ian Woods	25	28	1048	37.43	142 *	22	415	18.86	8 / 68	5	1	2
J Woods	7	5	52	10.40	16 *	1	38	38.00	1 / 22			
Scott Woods	62	64	2229	34.83	130	3	65	21.67	1 / 11	14	1	
J Woodward	1	1	5	5.00	5	1	43	43.00	1 / 43			
Leon Wright	2											
Peter Wright	8	9	207	23.00	46	11	247	22.45	3 / 42			
R Wright	3	4	6	1.50	4							
Sebastian Wright	10	9	83	9.22	38	6	104	17.33	4 / 14			
Tim Wright	1	1	12	12.00	12							
Darren Young	109	48	416	8.67	30	250	3923	15.69	9 / 78			14
William Young	11	12	74	6.17	32	18	310	17.22	4 / 31			

B GRADE

	Matches	Innings	Runs	Batting Average	Highest Score	Wickets	Runs	Bowling Average	BB	50s	100s	5 W/I
Jarrod Zadow	1		0	-	0 *							
Aiden Zammit	2	2	58	29.00	58					1		
Jamie Zammit	6	5	39	7.80	16	0	81	-	0 / 1			
Rhys Zammit	6	6	104	17.33	28	1	20	20.00	1 / 8			
George Zocrafos	5	4	208	52.00	95					1		

**Statistical History of the
Port Noarlunga Cricket Club
1933 - 2023**



C Grade

C GRADE RECORDS

TOP 10

GAMES		RUNS		50s	
Jeff Bradshaw	152	Jeff Bradshaw	3478	Jeff Bradshaw	18
Steve Holst	128	Paul Smith	3408	Paul Smith	11
Anthony Williams	117	Steve Holst	2702	Steve Holst	10
Dominic Lagana	112	Dominic Lagana	1992	Steve Court	10
Nathan Baldock	101	Matthew Heneker	1982	Lou Lagana	10
Christopher Birch	100	Steve Court	1665	Matthew Heneker	9
Matthew Heneker	98	Lou Lagana	1595	Ron Coath	8
Paul Smith	86	Scott Woods	1224	Lorrin Monssen	8
Travis Clark	78	Mal Pollitt	1192	Dominic Lagana	6
Lou Lagana	70	Scott Houston	1140	Scott Woods	6
				Scott Houston	6
				Tim Boston	6

100s		INDIVIDUAL INNINGS		BATTING AVERAGE		
				(minimum 10 games)		
Paul Smith	10	Mal Pollitt	191	<i>2007/08</i>	Luke Willis	59.11
Steve Court	4	Paul Smith	182	<i>1994/95</i>	Iain Still	45.00
Mal Pollitt	4	Steve Court	167	<i>2007/08</i>	Steve Court	43.82
Iain Still	3	Mark McKenna	166	<i>2005/06</i>	Jared Rogers	43.12
Ryan Mashford	2	Paul Smith	157	<i>2007/08</i>	Ron Coath	42.32
Russell Jackson	2	Tim Boston	152	<i>1993/94</i>	Aaron Peterson	41.89
Steve Holst	2	Ryan Mashford	151	<i>2000/01</i>	Daniel Sladden	41.67
Scott Woods	2	Shane Trebilcock	151 *	<i>2006/07</i>	Mark Boes	40.50
Scott Houston	2	Paul Smith	149 *	<i>2009/10</i>	Paul Smith	38.29
Tim Boston	2	Ryan Mashford	146	<i>1991/92</i>	Tim Boston	37.27
Luke Willis	2					
Brad Gosling	2					
Mark McKenna	2					
Shane Trebilcock	2					
Brian Freak	2					
Martin Sargent	2					
Keith Bradford	2					

WICKETS		INDIVIDUAL BOWLING		5 WICKETS IN AN INNINGS		
Nathan Baldock	225	Travis Brook	9 / 24	<i>2007/08</i>	Nathan Baldock	9
Anthony Williams	180	Matt Semple	8 / 59	<i>1993/94</i>	David McKenzie	5
Christopher Birch	169	V Foster	7 / 12	<i>1978/79</i>	Brent Sutcliffe	4
Jonathan Grundy	94	Jonathan Grundy	7 / 18	<i>2010/11</i>	Peter Paterson	4
David McKenzie	69	Nathan Baldock	7 / 34	<i>2008/09</i>	Kristian Lopez	3
Mark Smith	67	Jack Ellbourne	7 / 51	<i>1977/78</i>	Michael McKay	3
Peter Paterson	65	Andrew Grundy	7 / 66	<i>2010/11</i>	Graeme Carter	3
Brent Sutcliffe	63	Heath England	7 / 68	<i>1990/91</i>	Jim Howard	2
Paul Heinze	56	Matthew Ray	6 / 7	<i>2013/14</i>	Mark Smith	2
Jake Rawe	56	Steve Court	6 / 15	<i>1993/94</i>	Ryan Mashford	2
					Steve Bruce	2
					Ryan Bruggerman	2
					Matthew Peterson	2
					Anthony Williams	2
					Matthew Ray	2
					Jonathan Grundy	2
					Paul Heinze	2
					Matt Semple	2
					Noel Murton	2

C GRADE

	Matches	Innings	Runs	Batting Average	Highest Score	Wickets	Runs	Bowling Average	BB	50s	100s	5 W/I
Daniel Ager	7	6	75	12.50	50	10	222	22.20	5 / 46	1		1
Wayne Alcock	1	1	1	1.00	1							
Stewart Anderson	6	4	18	4.50	18	5	126	25.20	2 / 4			
Michael Andrews	5	5	43	8.60	20	0	21	-	0 / 2			
Robert Andrews	1	1	0	0.00	0	1	34	34.00	1 / 34			
C Ansell	2					2	26	13.00	1 / 13			
Lee Apthorpe	2	3	24	8.00	14	1	25	25.00	1 / 25			
Shannon Archbold	3	3	42	14.00	42	0	28	-	0 / 28			
Donald Baldock	3					3	57	19.00	1 / 1			
Matt Baldock	8	8	391	48.88	83 *	1	14	14.00	1 / 3	3		
Nathan Baldock	101	57	926	16.25	115 *	225	3679	16.35	7 / 34	1	1	9
Michael Barber	3	3	13	4.33	12	0	19	-	0 / 19			
Nathan Barnes	1	1	10	10.00	10							
Ray Barnett	2	2	20	10.00	11	3	42	14.00	2 / 15			
S Bates	2	2	3	1.50	3							
G Beard	1	1	8	8.00	8							
Steve Beaumont	4	5	57	11.40	34	7	137	19.57	6 / 47			1
Tom Bell	5		17	-	14 *	0	18	-	0 / 18			
Mitchell Bennie	4	2	0	0.00	0	4	111	27.75	2 / 35			
Norm Bergman	12	12	206	17.17	66	16	387	24.19	4 / 66	1		
Chris Biddle	12	13	147	11.31	32 *	5	113	22.60	2 / 55			
Christopher Birch	100	46	383	8.33	51 *	169	3040	17.99	6 / 29	2		1
Casey Bishop	1	1	21	21.00	21							
James Blavines	25	16	96	6.00	18	28	887	31.68	3 / 31			
Scott Boehm	2	2	45	22.50	45	0	57	-	0 / 18			
Mark Boes	13	12	486	40.50	104	21	496	23.62	5 / 12	1	1	1
Tim Boston	33	30	1118	37.27	152	3	93	31.00	2 / 5	6	2	
Alex Botha	4	1	2	2.00	2	1	7	7.00	1 / 7			
Marty Bousfield	30	26	524	20.15	78 *	37	906	24.49	4 / 78	3		
Scott Bouyer	3	2	13	6.50	13	1	49	49.00	1 / 10			
Jake Bowden	3	2	10	5.00	6	1	108	108.00	1 / 53			
Keith Bradford	2	3	255	85.00	123						2	
Daniel Bradley	14	13	278	21.38	106 *	5	106	21.20	3 / 6		1	
Eli Bradshaw	1	1	0	0.00	0	1	7	7.00	1 / 7			
Jeff Bradshaw	152	136	3478	25.57	85 *	6	99	16.50	1 / 3	18		
John Broadley	2	3	60	20.00	29	0	6	-	0 / 6			
Travis Brook	1	2	44	22.00	23	10	64	6.40	9 / 24			1
Darcy Brown	4	4	26	6.50	15	1	24	24.00	1 / 24			
Mark Brown	3	1	15	15.00	14							
Phil Brown	19	10	111	11.10	27	25	521	20.84	3 / 25			
Tony Brown	4	7	40	5.71	10	4	105	26.25	2 / 59			
Steve Bruce	51	46	703	15.28	64	41	907	22.12	6 / 98	1		2
Ryan Bruggerman	17	10	179	17.90	63 *	43	771	17.93	6 / 40	1		2
Darren Buethke	10	8	106	13.25	28 *	20	451	22.55	5 / 31			1
Andy Burt	25	21	443	21.10	48 *	2	312	156.00	2 / 0			
Matt Burton	2	2	20	10.00	12	2	20	10.00	2 / 17			
Brett Bussenschutt	5	2	6	3.00	4	6	76	12.67	2 / 11			
Robin Butcher	10	10	180	18.00	90 *	2	40	20.00	1 / 10	1		
Ron Butterfield	11	12	179	14.92	62	18	273	15.17	4 / 24	1		
Alex Butterworth	13	10	74	7.40	19	5	100	20.00	2 / 27			
Reece Button	9	6	98	16.33	36 *	10	124	12.40	4 / 18			
Michael Byerlee	4	4	92	23.00	58 *	1	104	104.00	1 / 30	1		
Brett Bryson	3	3	84	28.00	47	1	20	20.00	1 / 20			
Darren Carew	9	10	403	40.30	121	6	187	31.17	2 / 8	2	1	
Jason Carne	7	8	128	16.00	28	10	156	15.60	3 / 37			
Paul Carr	9	12	107	8.92	26	2	30	15.00	2 / 30			
Brad Carroll	22	16	207	12.94	34	4	108	27.00	2 / 2			
Heath Carroll	1					0	14	-	0 / 14			
Jason Carroll	22	15	490	32.67	90	38	591	15.55	3 / 16	3		
Thomson Carroll	13	3	101	33.67	73	26	456	17.54	5 / 25	1		1

C GRADE

	Matches	Innings	Runs	Batting Average	Highest Score	Wickets	Runs	Bowling Average	BB	50s	100s	5 W/I
Graeme Carter	7	8	99	12.38	32	32	426	13.31	6 / 18			3
Ian Carter	19	20	464	23.20	72	23	506	22.00	6 / 50	4		1
Paul Charman	1	1	35	35.00	35	3	24	8.00	3 / 24			
Paul Chumley	1	1	24	24.00	14							
Frank Ciccolella	3	2	96	48.00	53 *	0	14	-	0 / 14	1		
Jason Clark	3	3	10	3.33	10	2	79	39.50	2 / 20			
Travis Clark	78	69	1119	16.22	121	12	347	28.92	4 / 28	3	1	
Jayden Close	1											
Craig Clutterham	1					1	4	4.00	1 / 4			
Ron Coath	30	22	931	42.32	100 *	20	477	23.85	3 / 7	8	1	
Shaun Coller	5	4	101	25.25	43	6	128	21.33	3 / 24			
Kym Commene	10	10	343	34.30	126 *	0	5	-	0 / 5		1	
Wayne Conlin	24	23	386	16.78	62	2	118	59.00	2 / 51	1		
Jess Connell	2	1	2	2.00	2	0	22	-	0 / 22			
Phil Cook	4	3	1	0.33	1	6	108	18.00	3 / 23			
Steve Court	40	38	1665	43.82	167	42	810	19.29	6 / 15	10	4	1
Trevor Creek	1	1	0	0.00	0							
Craig Crispen	3	1	10	10.00	9 *	1	62	62.00	1 / 39			
P Curnow	5	6	150	25.00	86	4	46	11.50	2 / 14	1		
Graeme Davenport	3	3	18	6.00	9							
Jason Davidson	15	14	507	36.21	131	5	173	34.60	2 / 28	3	1	
Lachlan Davidson	5	1	0	0.00	0	1	23	23.00	1 / 23			
Nathan Davidson	6	4	37	9.25	11	6	75	12.50	3 / 18			
Mark Delaguila	3	2	3	1.50	3	1	93	93.00	1 / 22			
Andrew Dickinson	8	8	157	19.63	49 *	3	82	27.33	2 / 41			
Matt Dix	1	1	6	6.00	6							
Tom Dix	3	2	0	0.00	0							
Brad Dobbins	18	12	126	10.50	28 *	32	759	23.72	4 / 34			
Peter Dobbins	27	28	578	20.64	72	27	751	27.81	4 / 54	3		
Matt Doherty	6	7	314	44.86	94	4	132	33.00	1 / 18	2		
M Dohnt	1											
Ty Doonan	3	1	18	18.00	18	0	41	-	0 / 4			
Chris Dore	1	1	74	74.00	74					1		
Andy Doyle	12	14	159	11.36	35							
Alan Drake	2	1	26	26.00	26	2	24	12.00	2 / 6			
A Drew	1	1	86	86.00	86	0	20	-	0 / 20	1		
Luke Dunk	4	3	56	18.67	36	5	82	16.40	5 / 50			1
Carl Dunkin	28	15	136	9.07	23 *	54	1055	19.54	5 / 29			1
Kyah Dunn	4	4	4	1.00	4	2	88	44.00	1 / 31			
M Dunn	8	8	35	4.38	12	2	17	8.50	1 / 5			
B Dyer	1	1	2	2.00	2	0	24	-	0 / 24			
M Earle	2	2	126	63.00	64 *	0	26	-	0 / 26	1		
Jack Ellbourne	20	20	394	19.70	97	41	616	15.02	7 / 51	2		
Matthew Elliot	7	4	49	12.25	30 *	7	189	27.00	2 / 10			
Steve Emery	1	1	6	6.00	6							
Don England	7	8	94	11.75	43	0	9	-	0 / 9			
Heath England	5	1	42	42.00	42	19	214	11.26	7 / 68			1
Spencer England	14	12	273	22.75	114 *					1	1	
Stuart Evans	9	10	133	13.30	33 *							
Shannon Farrant	3	2	20	10.00	11	7	157	22.43	5 / 31			1
Rod Faulkner	6	6	69	11.50	20	2	97	48.50	2 / 28			
Brian Fenton	1		2	-	2 *	2	48	24.00	2 / 48			
Justin Fenton	1	1	64	64.00	64					1		
G Ferris	2	2	16	8.00	12							
Andrew Fisher	1											
Anthony Fitzgerald	19	20	159	7.95	32	6	178	29.67	3 / 26			
Ryan Fitzgerald	14	13	309	23.77	99	3	217	72.33	1 / 14	1		
Paul Fletcher	7	6	132	22.00	51					1		
Kent Ford	8	9	151	16.78	43	3	70	23.33	1 / 10			
V Foster	1	1	29	29.00	29	7	40	5.71	7 / 12			1

C GRADE

	Matches	Innings	Runs	Batting Average	Highest Score	Wickets	Runs	Bowling Average	BB	50s	100s	5 W/I
Steve Fowler	3	1	6	6.00	6	4	56	14.00	2 / 9			
Craig Franklin	19	20	278	13.90	57	1	79	79.00	1 / 11			
Brian Freak	9	9	481	53.44	144	7	119	17.00	3 / 33	1	2	
Tim Freeborn	8	8	131	16.38	36							
Kim Fullgrave	2	3	74	24.67	45	3	51	17.00	3 / 21			
G Gadd	1	2	8	4.00	6	0	16	-	0 / 16			
Shane Gant	5	4	92	23.00	44	0	3	-	0 / 3			
Chris Gilbert	7	7	147	21.00	59	3	31	10.33	1 / 2	1		
Eddie Gill	1	1	0	0.00	0							
M Gillard	5	5	79	15.80	44 *	2	106	53.00	1 / 30			
Greg Giumelli	11	14	253	18.07	60					2		
Keith Giumelli	11	14	253	18.07	60					2		
Mark Giumelli	17	16	244	15.25	36	5	95	19.00	2 / 15			
Steve Gladwin	2											
Jason Glastonberry	2	3	19	6.33	12	5	121	24.20	4 / 62			
Alex Glatter	2	1	19	19.00	17	1	49	49.00	1 / 42			
Paul Glatter	1	1	12	12.00	12	0	24	-	0 / 24			
Troy Gnitecki	30	38	901	23.71	100	4	43	10.75	3 / 8	5	1	
Nathan Goad	5	5	30	6.00	12 *	4	110	27.50	2 / 25			
Brad Gosling	40	40	967	24.18	116	9	213	23.67	2 / 26	3	2	
Hamish Goss	12	4	33	8.25	13	22	315	14.32	5 / 23			1
Matthew Goss	7	5	95	19.00	40	0	4	-	0 / 4			
Oliver Goss	13	9	268	29.78	109 *	2	18	9.00	2 / 18	1	1	
C Greenaugh	1	1	7	7.00	7							
P Gregory	8	8	103	12.88	41							
Damien Griffin	10	10	216	21.60	46							
Steve Griffin	10	5	146	29.20	54	13	164	12.62	4 / 51	1		
Andrew Grundy	35	9	59	6.56	10	46	1085	23.59	7 / 66			1
Jonathan Grundy	43	22	185	8.41	27 *	94	1262	13.43	7 / 18			2
Leroy Hagon	13	11	121	11.00	50	13	365	28.08	5 / 46	1		1
Troy Hagon	8	3	15	5.00	9	0	3	-	0 / 3			
Ross Hand	1	1	40	40.00	40	2	24	12.00	2 / 24			
Chris Handley	1	1	10	10.00	10	2	35	17.50	2 / 35			
Dennis Hansford	7	6	145	24.17	59	0	17	-	0 / 17	2		
Leon Hanson	3	2	8	4.00	8	3	53	17.67	2 / 18			
Mark Hanson	3	1	3	3.00	3							
Michael Hardinge	1					1	6	6.00	1 / 6			
Liam Harris	1	1	24	24.00	24	0	88	-	0 / 88			
Mark Harris	14	12	166	13.83	29							
Myron Harrison	33	34	392	11.53	53	24	626	26.08	3 / 46	1		
Lily Harvey	3	2	11	5.50	6	0	58	-	0 / 58			
Michael Hayes	18	16	228	14.25	42	6	115	19.17	3 / 22			
Barry Hee	8	7	256	36.57	101						1	
Jeff Hegarty	1	2	5	2.50	5							
Jarrad Heinze	24	18	303	16.83	51	37	647	17.49	4 / 21	1		
Paul Heinze	27	24	148	6.17	34	56	944	16.86	5 / 22			2
Noel Hendy	6	7	189	27.00	44	0	33	-	0 / 10			
Matthew Heneker	98	88	1982	22.52	103 *	16	359	22.44	3 / 15	9	1	
Kaleb Hesse	1		0	-	0 *	0	12	-	0 / 12			
Kiam Higgins	4		17		17 *	1	39	39.00	1 / 12			
Glenn Hodge	5	4	109	27.25	58					1		
Luke Holdsworth	1	1	2	2.00	2	1	44	44.00	1 / 44			
Shane Holland	4	3	33	11.00	25	10	95	9.50	6 / 20			1
Simon Holmesby	9	11	81	7.36	32	9	330	36.67	3 / 15			
Matthew Holst	34	28	231	8.25	56	34	946	27.82	4 / 45			
Steve Holst	128	117	2702	23.09	125	9	222	24.67	2 / 12	10	2	
Chris Hoppo	2	2	3	1.50	3							
Rick Horsell	4	1	5	5.00	5							
M Houston	1	1	23	23.00	23							
Scott Houston	39	41	1140	27.80	120	16	316	19.75	4 / 46	6	2	

C GRADE

	Matches	Innings	Runs	Batting Average	Highest Score	Wickets	Runs	Bowling Average	BB	50s	100s	5 W/I
Jim Howard	27	29	679	23.41	91	29	323	11.14	5 / 11	5		2
Leon Howard	3	3	121	40.33	76	1	82	82.00	1 / 40	1		
Sam Howell	22	19	225	11.84	49	4	117	29.25	2 / 12			
Alex Hughes	11	9	121	13.44	28	3	156	52.00	2 / 43			
Jeff Hull	15	16	434	27.13	128	3	89	29.67	3 / 18	2	1	
Matthew Impey	1	2	33	16.50	20	4	28	7.00	4 / 28			
Geoff Inwood	1	1	25	25.00	25	0	5	-	0 / 5			
Russell Jackson	44	44	982	22.32	103 *	33	659	19.97	6 / 96	4	2	1
Seth Jackson	1	1	1	1.00	1	0	27	-	0 / 27			
Blake James	10	4	78	19.50	29 *	2	20	10.00	2 / 20			
Evan Johanson	14	10	196	19.60	51 *					1		
Joshua Johns	1	1	11	11.00	11	1	35	35.00	1 / 35			
Troy Johnson	1	1	92	92.00	92					1		
Ian Jones	22	12	241	20.08	32 *	46	735	15.98	5 / 45			1
George Jurgowiak	1	1	3	3.00	3							
Shane Keast	9	8	127	15.88	44	5	70	14.00	2 / 11			
Michael Kegal	1		16	-	16 *	1	10	10.00	1 / 10			
F Kelsh	1	1	3	3.00	3	0	57	-	0 / 57			
Caitlin Kennedy	1	1	0	0.00	0	1	47	47.00	1 / 47			
Christian Kennedy	3	2	65	32.50	65					1		
Dennis Kennedy	23	17	580	34.12	96	39	833	21.36	4 / 24	4		
Gemma Kennedy	8	4	14	3.50	12	5	292	58.40	2 / 44			
Thomas Kennedy	6	2	25	12.50	25	0	55	-	0 / 21			
Tony Kennedy	8	3	16	5.33	11	0	44	-	0 / 21			
Nick Kerkemeyer	8	7	48	6.86	12	14	271	19.36	5 / 39			1
Nathan Kersten	1	2	36	18.00	31	0	20	-	0 / 20			
Shannon Keys	1	1	17	17.00	17	0	5	-	0 / 5			
Jitin Khanna	4	3	43	14.33	14							
Tim Kloeden	4	4	79	19.75	46	14	181	12.93	4 / 34			
Alex Kneebone	1											
Tom Kneebone	30	15	190	12.67	56 *	35	782	22.34	3 / 12	1		
Josh Knight	6	4	45	11.25	22	0	15	-	0 / 15			
David Kube	2	4	28	7.00	11							
S Lachlaun	12	6	106	17.67	43	14	488	34.86	4 / 49			
Dominic Lagana	112	107	1992	18.62	71 *	14	278	19.86	3 / 33	6		
Lou Lagana	70	67	1595	23.81	108 *	11	241	21.91	2 / 14	10	1	
Brian Lamb	26	23	369	16.04	34	31	476	15.35	4 / 28			
P Lambe	2	2	7	3.50	5	2	64	32.00	2 / 64			
Steven Larrett	2	3	108	36.00	58					1		
Kelvin Lasscock	4	1	13	13.00	9 *	1	50	50.00	1 / 21			
Andrew Lawless	4	3	16	5.33	11	2	64	32.00	1 / 3			
Andrew Lax	1	1	0	0.00	0							
Chris Leahy	12	14	221	15.79	69	5	55	11.00	1 / 1	1		
David Leahy	11	11	170	15.45	59	17	210	12.35	4 / 19	1		
Mick Lee	1	2	2	1.00	1							
Wayne Lepoidevin	2	2	8	4.00	7							
Tony Librandi	7	7	72	10.29	25	0	12	-	0 / 1			
David Liston	1											
Jared Littlefield	2	2	19	9.50	12							
Kurt Lockyer	5	4	87	21.75	53					1		
Kristian Lopez	33	37	620	16.76	95	43	820	19.07	6 / 59	3		3
Michael Lowrey	8	9	287	31.89	62	12	109	9.08	5 / 31	2		1
Jordan Lowther	2	3	6	2.00	6	3	32	10.67	3 / 32			
Luke Mace	12	18	315	17.50	70	5	350	70.00	2 / 20	2		
Brian Maddock	5	4	27	6.75	27 *							
A Mallat	1											
Nick Manhood	2	3	32	10.67	17	0	34	-	0 / 34			
Brett Mannion	7	6	208	34.67	105	12	145	12.08	6 / 33	1	1	1
S Marshall	5	6	81	13.50	53	2	69	34.50	1 / 2	1		
Stephen Martella	1	2	8	4.00	8							

C GRADE

	Matches	Innings	Runs	Batting Average	Highest Score	Wickets	Runs	Bowling Average	BB	50s	100s	5 W/I
James Martin	2	1	9	9.00	5 *	3	57	19.00	2 / 16			
Rory Martin	1		1	-	1 *							
Bruce Mashford	1	1	30	30.00	17 *	0	23	-	0 / 23			
Damien Mashford	1											
Justin Mashford	1											
Ryan Mashford	28	26	955	36.73	151	16	142	8.88	6 / 27	2	2	2
J Maywald	2	2	4	2.00	2	0	23	-	0 / 10			
Michael Mazey	3	3	112	37.33	54	5	25	5.00	3 / 9	1		
Tony McArdle	3	4	106	26.50	92	0	23	-	0 / 11	1		
D McDonald	3	3	23	7.67	14							
Cooper McEwan	1	1	5	5.00	5	0	30	-	0 / 30			
Bill McGeoch	6	4	98	24.50	45 *	3	62	20.67	2 / 23			
Jory McGowan	4	3	42	14.00	34	1	85	85.00	1 / 61			
David McKay	8	8	3	0.38	2	17	204	12.00	3 / 6			
Jamie McKay	4	1	6	6.00	6	3	58	19.33	2 / 41			
Michael McKay	28	16	139	8.69	35	52	885	17.02	6 / 20			3
Peter McKay	8	8	309	38.63	60	14	207	14.79	5 / 45	4		1
Simon McKay	2	2	36	18.00	20							
William McKay	19	18	224	12.44	35	23	350	15.22	4 / 15			
Mark McKenna	29	31	815	26.29	166	11	324	29.45	3 / 4	3	2	
David McKenzie	18	16	109	6.81	15	69	869	12.59	6 / 35			5
Darren McLeod	11	10	232	23.20	56	14	201	14.36	4 / 28	1		
Jonathan McPhail	20	19	237	12.47	51	5	196	39.20	4 / 50	1		
Daniel Mills	2	1	36	36.00	32 *	0	5	-	0 / 5			
Anthony Molloy	1					0	43	-	0 / 43			
Lorin Monssen	55	48	928	19.33	84 *	26	482	18.54	4 / 8	8		
Dane Moore	3	3	11	3.67	9	0	88	-	0 / 21			
Matthew Moore	5	6	23	3.83	13	5	63	12.60	2 / 7			
Darcy Moro	4	4	36	9.00	17							
W Moseby	8	13	167	12.85	42	0	48	-	0 / 3			
Andrew Moss	10	10	89	8.90	54	3	114	38.00	2 / 7	1		
Kobe Mott	20	15	97	6.47	22	12	512	42.67	6 / 48			1
Michael Mott	38	23	148	6.43	28 *							
T Moyle	2	2	28	14.00	26							
Leigh Mules	1	1	5	5.00	5	3	21	7.00	3 / 21			
Rhys Mundy	9	2	19	9.50	11	18	227	12.61	5 / 77			1
Luke Munro	16	15	357	23.80	61	2	161	80.50	1 / 31	3		
Anthony Murphy	11	11	89	8.09	29	2	6	3.00	1 / 1			
Chris Murray	2	1	7	7.00	6 *							
Noel Murton	15	11	64	5.82	17	44	567	12.89	5 / 36			2
Paul Murton	2		41	-	41 *	2	62	31.00	1 / 6			
Igor Mustac	8	5	35	7.00	19	23	330	14.35	5 / 35			1
Jay Nelson	7	9	179	19.89	121 *	0	4	-	0 / 4		1	
Barney Neville	1	2	1	0.50	1							
F Neville	2	2	4	2.00	3							
Josh Newman	10	10	72	7.20	33	8	280	35.00	2 / 4			
Brad Nicholas	1	1	5	5.00	5	0	53	-	0 / 53			
Richard Nolan	1	1	1	1.00	1							
M Norfolk	8	11	121	11.00	40	9	160	17.78	3 / 19			
Dennis Oborn	3	4	101	25.25	45							
Allan O'Connor	1	1	4	4.00	4	1	41	41.00	1 / 41			
Cameron O'Dea	1	1	0	0.00	0							
D O'Dell	1	1	0	0.00	0							
Ciaran O'Hagan	6	6	219	36.50	69	1	24	24.00	1 / 12	2		
David O'Hagan	12	7	115	16.43	45 *							
Kieran O'Loughlin	7	7	93	13.29	26	3	129	43.00	1 / 3			
Steve O'Loughlin	1	1	20	20.00	20	2	47	23.50	2 / 47			
Luke O'Neill	30	24	415	17.29	78	36	754	20.94	4 / 57	1		
Travis O'Neill	4	5	154	30.80	79	4	60	15.00	2 / 3	2		
Khalan Ortmann	3					4	59	14.75	2 / 20			

C GRADE

	Matches	Innings	Runs	Batting Average	Highest Score	Wickets	Runs	Bowling Average	BB	50s	100s	5 W/I
Andy Owers	3	3	39	13.00	23							
Michael Owers	23	22	258	11.73	84	33	585	17.73	5 / 35	1		1
Danny Page	24	21	373	17.76	109 *	10	244	24.40	4 / 22	1	1	
Paul Parkinson	30	37	994	26.86	142	0	76	-	0 / 7	2	1	
Peter Paterson	51	39	498	12.77	71	65	1318	20.28	6 / 31	1		4
Sean Patrick	9	3	22	7.33	12	1	58	58.00	1 / 16			
Brodie Patterson	2	1	0	0.00	0	0	12	-	0 / 12			
Luke Patterson	7	5	8	1.60	3	3	164	54.67	1 / 0			
Michael Patterson	12	2	31	15.50	18 *	14	301	21.50	3 / 14			
Tyson Patterson	15	11	74	6.73	15 *	5	208	41.60	2 / 38			
Brian Paul	1	1	2	2.00	2	4	4	1.00	4 / 4			
Doug Pearce	4	4	26	6.50	11	1	14	14.00	1 / 14			
Adrian Peers	1	1	0	0.00	0							
Aaron Peterson	11	9	377	41.89	80 *	13	332	25.54	4 / 21	2		
Daniel Peterson	6	6	37	6.17	10							
Matthew Peterson	7	5	112	22.40	56	26	239	9.19	5 / 40	1		2
Greg Philip	1	1	75	75.00	39 *	4	17	4.25	4 / 17			
Michael Pitkin	4	3	19	6.33	13							
Bruce Polkinghorne	1	1	1	1.00	1							
Mal Pollitt	35	33	1192	36.12	191	31	622	20.06	3 / 10	4	4	
Christopher Pope	17	14	162	11.57	39	1	85	85.00	1 / 39			
Stefan Potoczky	9	2	16	8.00	11 *	1	20	20.00	1 / 3			
Adam Potts	7	8	43	5.38	13	4	93	23.25	2 / 13			
Terry Potts	1	1	34	34.00	34							
Andrew Prestwood	7	6	225	37.50	92	1	0	0.00	1 / 0	2		
S Quick	1	2	0	0.00	0	0	39	-	0 / 39			
Scott Ramsden	8	7	17	2.43	9	2	21	10.50	2 / 5			
Jake Rawe	35	14	136	9.71	41 *	56	1040	18.57	6 / 19			1
Tim Rawling	3	3	12	4.00	8							
Matthew Ray	23	12	202	16.83	40	48	670	13.96	6 / 7			2
Wayne Redman	1	1	1	1.00	1	3	76	25.33	3 / 23			
Neil Reeve	1											
Simon Reeve	2	2	32	16.00	17	4	52	13.00	2 / 25			
G Reiger	10	9	146	16.22	36							
S Reiger	1	1	35	35.00	35							
Andrew Richardson	3		14	-	7 *							
Ben Richardson	17	22	488	22.18	75	25	436	17.44	4 / 47	4		
Mark Richardson	1	1	6	6.00	6							
Elliott Riddle	2		3		3 *							
Caleb Rigney	3	3	17	5.67	7	1	91	91.00	1 / 29			
Damien Rigney	1	1	4	4.00	4							
AN Riley	2	1	4	4.00	3 *	0	18	-	0 / 18			
Marty Robb	8	5	46	9.20	17	15	172	11.47	6 / 49			1
B Roberts	1		1	-	1 *	0	8	-	0 / 8			
J Roberts	10	8	119	14.88	51 *	5	119	23.80	4 / 32	1		
Cohen Robinson	7	5	8	1.60	6	14	244	17.43	3 / 65			
Dominic Robinson	1											
Michael Robinson	4	4	47	11.75	22	2	34	17.00	2 / 34			
Jared Rogers	20	17	733	43.12	106 *	33	386	11.70	5 / 5	3	1	1
Ryan Rogers	13	3	30	10.00	23	2	165	82.50	1 / 8			
Steve Rogers	13	14	181	12.93	55	0	14	-	0 / 14	1		
D Ross	1	1	8	8.00	6 *	0	21	-	0 / 21			
Richard Rothe	21	15	206	13.73	62 *	7	163	23.29	2 / 25	1		
Toby Russell	5	4	142	35.50	69					1		
Eamon Rust	5	4	11	2.75	11	3	80	26.67	2 / 28			
Jordan Rust	16	11	242	22.00	64 *	14	298	21.29	2 / 3	1		
A Ryan	1	1	19	19.00	19							
Evan Salter	3	2	24	12.00	15	1	158	158.00	1 / 38			
David Sampson	1	1	0	0.00	0							
Martin Sargent	7	6	341	56.83	103 *	4	16	4.00	4 / 16	1	2	


C GRADE

	Matches	Innings	Runs	Batting Average	Highest Score	Wickets	Runs	Bowling Average	BB	50s	100s	5 W/I
Kiwa Schillinh	1					0	6	-	0 / 6			
John Scholes	6	8	250	31.25	72	6	43	7.17	3 / 7	2		
Brett Scott	9	7	205	29.29	56 *	10	222	22.20	3 / 30	1		
Ethan Scrivener	3	2	1	0.50	1	0	38	-	0 / 38			
Prasad Seelam	1					1	44	44.00	1 / 44			
Matt Semple	11	4	73	18.25	31 *	38	600	15.79	8 / 59			2
Jason Seymour	14	9	186	20.67	57	1	5	5.00	1 / 5	1		
David Shane	24	17	128	7.53	31	28	852	30.43	3 / 27			
S Short	3	2	3	1.50	3	1	47	47.00	1 / 14			
Harry Simpson	2	1	4	4.00	3							
Mark Simpson	25	14	216	15.43	54 *	23	612	26.61	5 / 28	1		1
Steve Simpson	2	1	6	6.00	4 *	0	25	-	0 / 25			
Nathan Sinclair	3	3	222	74.00	90 *	4	40	10.00	3 / 13	2		
Zebadiah Sinclair	8	8	328	41.00	81	8	104	13.00	4 / 1	4		
Ben Skinner	4	3	15	5.00	13	3	56	18.67	3 / 37			
Matthew Skrypeck	1	1	2	2.00	2	0	17	-	0 / 17			
Daniel Sladden	12	3	125	41.67	48	8	251	31.38	2 / 15			
Jimmy Smale	4	2	115	57.50	75 *	8	117	14.63	4 / 29	1		
Andrew Smith	5	5	40	8.00	34	11	234	21.27	4 / 56			
Brad Smith	5	5	134	26.80	82	2	20	10.00	2 / 16	1		
Chris Smith	16	8	112	14.00	55	14	377	26.93	4 / 19	1		
Isaac Smith	11	5	45	9.00	21	14	355	25.36	4 / 42			
Mark Smith	46	50	903	18.06	88	67	1417	21.15	6 / 43	3		2
Matthew R Smith	8	5	112	22.40	50 *					1		
Michael Smith	34	28	315	11.25	122 *	20	326	16.30	5 / 49		1	1
Paul Smith	86	89	3408	38.29	182	18	426	23.67	6 / 45	11	10	1
Wayne Smith	6	8	58	7.25	18	0	32	-	0 / 5			
Harrison Smitherman	4	4	14	3.50	13							
Riley Smitherman	1		0	-	0 *							
Ryan Snook	1	1	0	0.00	0							
Michael Sparrow	4	5	69	13.80	28							
Jason Stanford	18	18	165	9.17	26	1	12	12.00	1 / 6			
Dave Steele	64	58	842	14.52	100	12	268	22.33	3 / 38	2	1	
Iain Still	16	14	630	45.00	141	17	281	16.53	6 / 41	3	3	
Wayne Stock	2	2	3	1.50	2	0	22	-	0 / 22			
Jordan Stokes	11	8	42	5.25	19	12	212	17.67	3 / 23			
Nathan Strapps	5	4	22	5.50	7	0	29	-	0 / 29			
Brent Sutcliffe	25	26	660	25.38	83 *	63	1273	20.21	6 / 28	5		4
Dean Sutcliffe	21	26	397	15.27	59	0	114	-	0 / 44	2		
Dean Swanson	1	1	8	8.00	8							
Brad Tanner	3	3	19	6.33	11	1	20	20.00	1 / 6			
Glen Taylor	5	7	154	22.00	43	2	20	10.00	2 / 20			
Martin Taylor	12	8	165	20.63	57					1		
Rob Taylor	5	5	147	29.40	85	1	27	27.00	1 / 27	1		
Steve Taylor	3	2	55	27.50	42	9	87	9.67	4 / 21			
Michael Tedmanson	1		3	-	3 *	0	14	-	0 / 14			
Andrew Thomas	7	6	50	8.33	15	13	285	21.92	4 / 38			
David Thompson	17	11	57	5.18	20	21	529	25.19	6 / 77			1
Alby Tigges	1	1	2	2.00	2							
Shane Trebilcock	20	19	708	37.26	151 *	11	176	16.00	4 / 46	2	2	
Tom Tregenza	2	1	4	4.00	2 *							
Robert Turley	1											
Anthony Turner	1	1	1	1.00	1							
Ricky Turner	1	2	5	2.50	5							
Abe Twartz	6	5	17	3.40	15	3	166	55.33	3 / 24			
Joe Varapodio	2	1	9	9.00	9	0	18	-	0 / 18			
Paul Vaughan	1	1	32	32.00	32							
Jake Veide	6	5	193	38.60	58	14	242	17.29	6 / 55	2		1
Tim Vermeer	5	2	48	24.00	17 *	4	70	17.50	2 / 51			
Hugo Vonalpen	10	8	129	16.13	44	20	342	17.10	6 / 33			1

C GRADE

	Matches	Innings	Runs	Batting Average	Highest Score	Wickets	Runs	Bowling Average	BB	50s	100s	5 W/I
Dean Walker	1		9	-	9 *							
Ashley Webb	19	22	363	16.50	58	28	552	19.71	3 / 26	1		
G Webber	1	1	1	1.00	1	2	61	30.50	2 / 61			
Corben Werneburg	2	1	3	3.00	3	0	32	-	0 / 32			
T Werneburg	3	3	73	24.33	47	0	12	-	0 / 12			
Adam Whelan	18	8	39	4.88	11	10	319	31.90	3 / 26			
Anthony Williams	117	64	353	5.52	23 *	180	3312	18.40	5 / 35			2
Chris Williams	6	5	5	1.00	4	4	92	23.00	2 / 11			
Dylan Williams	31	21	172	8.19	27	9	346	38.44	3 / 12			
Greg Williams	12	6	94	15.67	59 *	16	283	17.69	4 / 39	1		
Jason Williams	9	10	108	10.80	36	3	223	74.33	1 / 12			
Jake Williss	7	5	33	6.60	14 *	1	105	105.00	1 / 19			
Luke Williss	10	9	532	59.11	124	1	102	102.00	1 / 22	4	2	
Rob Wilson	7	7	107	15.29	55	17	206	12.12	4 / 12	1		
Matthew Wise	1	1	0	0.00	0	0	41	-	0 / 41			
Ben Witt	12	7	55	7.86	19	9	352	39.11	4 / 25			
Kailin Wood	7	8	120	15.00	55	1	25	25.00	1 / 22	1		
Geoff Woods	1	1	42	42.00	42	0	20	-	0 / 20			
J Woods	7	6	41	6.83	15 *	3	33	11.00	3 / 23			
Lilly Woods	1	1	0	0.00	0	0	48	-	0 / 48			
Scott Woods	31	37	1224	33.08	124 *	5	141	28.20	2 / 24	6	2	
Darren Young	17	13	97	7.46	17	11	476	43.27	3 / 50			
Jarrold Zadow	10	11	255	23.18	102 *	4	112	28.00	2 / 41		1	
Aiden Zammit	4	4	69	17.25	63	0	55	-	0 / 55			
Jamie Zammit	30	19	180	9.47	26	38	784	20.63	5 / 45			1
Rhys Zammit	2	2	5	2.50	5	0	28	-	0 / 28			
Roger Zammit	7	8	174	21.75	65	11	194	17.64	3 / 32	1		
George Zocrafos	2	1	43	43.00	31 *							

**Statistical History of the
Port Noarlunga Cricket Club
1933 - 2023**



D Grade

D GRADE RECORDS

TOP 10

GAMES		RUNS		50s	
Anthony Williams	99	Scott Woods	1186	Clint Howes	9
Wayne Conlin	52	Clint Howes	1123	Jeff Bradshaw	7
David Kube	49	Jeff Bradshaw	1097	Scott Woods	6
Mark Simpson	49	Anthony Williams	800	Dennis Kennedy	5
Clint Howes	44	Steve Holst	767	Steve Holst	4
Kristian Lopez	44	Kristian Lopez	730	Wayne Conlin	3
Jeff Bradshaw	43	Wayne Conlin	685	Troy Gnitecki	3
Matthew Holst	36	Dennis Kennedy	684	Paul Smith	3
Steve Holst	31	Troy Gnitecki	534	Matt Simpson	3
Carl Dunkin	30	Paul Smith	507	Tony McArdle	3
				Mark McKenna	3
				Rob Taylor	3
				Paul Vaughan	3

100s

Scott Woods	4
Scott Westley	2
Chris Smith	2
Jeff Bradshaw	1
Paul Smith	1
Iain Still	1
Peter Dobbins	1
Wayne Smith	1
Brent Sutcliffe	1
Darren Carew	1
Ian Woods	1
Scott Houston	1
Antony Lill	1
Lorin Monssen	1
Kiwa Schillinh	1
Andrew Cox	1
Heath Weyer	1
Mark Willoughby	1
Mark Giumelli	1

INDIVIDUAL INNINGS

Wayne Smith	235	<i>1984/85</i>
Antony Lill	171	<i>1983/84</i>
Heath Weyer	149 *	<i>2022/23</i>
Lorin Monssen	146	<i>1991/92</i>
Scott Woods	141	<i>2002/03</i>
Paul Smith	138	<i>2000/01</i>
Ian Woods	134	<i>1990/91</i>
Scott Houston	134	<i>2003/04</i>
Scott Woods	133	<i>2017/18</i>
Iain Still	127 *	<i>2006/07</i>

BATTING AVERAGE

(minimum 10 games)

Chris Smith	78.00
Scott Woods	59.30
Scott Westley	41.36
Iain Still	41.18
Andrew Prestwood	37.43
Dennis Kennedy	32.57
Clint Howes	30.35
Paul Smith	29.82
Scott Houston	29.43
Wayne Stock	29.27

5 WICKETS IN AN INNINGS

Dennis Kennedy	5
Matt Simpson	5
Robert Thomas	5
Clint Howes	4
Anthony Williams	4
Peter Paterson	3
Carl Dunkin	3
Brent Sutcliffe	3
Brad Smith	2
Steve Grout	2
Darren Young	2
Michael Kegal	2
Daniel Ager	2
Matthew Holst	2
Craig Crispen	2

INDIVIDUAL BOWLING

WICKETS				
		Dennis Kennedy	7 / 11	<i>2017/18</i>
Anthony Williams	121	Clint Howes	7 / 17	<i>2000/01</i>
Clint Howes	81	Steve Beaumont	7 / 20	<i>1994/95</i>
Robert Thomas	74	Peter Paterson	7 / 25	<i>1990/91</i>
Matt Simpson	71	Brad Smith	7 / 30	<i>1994/95</i>
Brent Sutcliffe	55	Matt Simpson	7 / 30	<i>2002/03</i>
Dennis Kennedy	51	Robert Thomas	7 / 76	<i>1984/85</i>
Mark Simpson	50	Dennis Kennedy	6 / 7	<i>2017/18</i>
Darren Young	46	Jamie Clothier	6 / 12	<i>1981/82</i>
Michael Kegal	43	Steve Grout	6 / 15	<i>1983/84</i>
Carl Dunkin	38	Robert Thomas	6 / 15	<i>1983/84</i>

D GRADE

	Matches	Innings	Runs	Batting Average	Highest Score	Wickets	Runs	Bowling Average	BB	50s	100s	5 W/I
Dylan Adams	4	3	22	7.33	18	1	28	28.00	1 / 12			
R Adams	8	9	31	3.44	17							
Daniel Ager	9	6	112	18.67	45 *	24	289	12.04	5 / 23			2
Wayne Alcock	16	18	141	7.83	32	23	315	13.70	4 / 7			
Kevin Anderson	3	5	53	10.60	37							
Stewart Anderson	9	6	20	3.33	8	2	32	16.00	1 / 0			
Robert Andrews	3	4	11	2.75	6	3	68	22.67	2 / 35			
Jason Appleton	5	2	10	5.00	10	3	46	15.33	1 / 4			
Lee Apthorpe	3	3	97	32.33	40 *	1	51	51.00	1 / 18			
J Ashford	1	1	26	26.00	26	0	19	-	0 / 19			
Rodney Baker	5	2	8	4.00	8 *	1	25	25.00	1 / 17			
Matt Baldock	2	2	18	9.00	13							
Nathan Baldock	21	16	74	4.63	17	12	254	21.17	4 / 40			
Steve Ball	1	0	2	-	2 *							
M Barnes	4	5	28	5.60	8	7	150	21.43	4 / 41			
Mark Baseby	2	1	50	50.00	37 *	6	51	8.50	5 / 31			1
Ashley Baxter	1											
Barry Beaumont	9	9	84	9.33	25	4	22	5.50	4 / 10			
Steve Beaumont	21	23	466	20.26	64	24	430	17.92	7 / 20			
G Bell	2	3	14	4.67	7							
Robbie Bell	2	2	0	0.00	0							
Tom Bell	6	5	19	3.80	11	5	78	15.60	4 / 15			
Craig Benge	13	9	23	2.56	7	3	58	19.33	2 / 12			
Norm Bergman	5	3	22	7.33	20	0	28	-	0 / 28			
Ian Beswick	2	3	24	8.00	21	2	37	18.50	1 / 5			
Chris Biddle	21	20	289	14.45	76	22	441	20.05	5 / 43	1		1
Steve Biddle	1					0	11	-	0 / 11			
Christopher Birch	18	3	26	8.67	8 *	18	340	18.89	2 / 2			
Casey Bishop	4	3	66	22.00	61	0	5	-	0 / 5	1		
Vito Blangiardo	3	4	53	13.25	36	2	38	19.00	1 / 3			
D Blasdale	2	3	6	2.00	4	1	33	33.00	1 / 8			
James Blavines	5	1	0	0.00	0							
Scott Boehm	10	7	56	8.00	12	11	172	15.64	6 / 41			1
Mark Boes	2	1	103	103.00	80	1	39	39.00	1 / 39	1		
Colin Bolto	8	5	33	6.60	17	0	53	-	0 / 3			
S Bond	1	1	0	0.00	0	0	20	-	0 / 20			
Tim Boston	17	19	331	17.42	97 *	5	132	26.40	1 / 5	1		
Andrew Bouly	3	3	3	1.00	3 *	0	15	-	0 / 7			
Scott Bouyer	9	10	75	7.50	26	1	118	118.00	1 / 38			
Simon Bowering	2	2	2	1.00	2	5	97	19.40	3 / 47			
Darren Bradshaw	3	5	27	5.40	18	7	37	5.29	4 / 6			
Eli Bradshaw	1					0	37	-	0 / 37			
J Bradshaw	1	1	2	2.00	2	1	33	33.00	1 / 33			
Jeff Bradshaw	43	45	1097	24.38	104	4	116	29.00	2 / 40	7	1	
Jim Bradshaw	3	2	22	11.00	16							
Travis Brook	6	5	126	25.20	60	8	181	22.63	3 / 41	1		
Aaron Brown	13	6	12	2.00	4	12	284	23.67	3 / 16			
Phil Brown	6	3	10	3.33	8 *	20	227	11.35	5 / 39			1
Scott Brown	3	2	28	14.00	19	0	12	-	0 / 12			
Tony Brown	6	4	18	4.50	10	9	187	20.78	5 / 39			1
Steve Bruce	13	13	222	17.08	38	18	322	17.89	6 / 29			1
Darren Buethke	1	1	0	0.00	0	2	21	10.50	2 / 21			
Peter Burchell	2					2	5	2.50	2 / 5			
Nick Bures	4	4	69	17.25	35	1	9	9.00	1 / 9			
Tim Burke	1	1	0	0.00	0	0	4	-	0 / 1			
Andy Burt	4	3	81	27.00	38	2	50	25.00	1 / 14			
Brett Bussenschutt	2	2	7	3.50	6	0	5	-	0 / 5			
Alex Butterworth	4	3	4	1.33	2							
Reece Button	13	10	204	20.40	56 *	9	111	12.33	5 / 40	2		1
Michael Byerlee	3	3	3	1.00	2	0	7	-	0 / 7			
J Cadie	1	1	0	0.00	0	2	29	14.50	2 / 10			

D GRADE

	Matches	Innings	Runs	Batting Average	Highest Score	Wickets	Runs	Bowling Average	BB	50s	100s	5 W/I
Rod Cahill	2	2	22	11.00	13	2	70	35.00	1 / 21			
D Cairns	3	4	17	4.25	13	0	43	-	0 / 5			
Bruce Caretti	5	4	123	30.75	98	1	23	23.00	1 / 23	1		
Darren Carew	5	5	215	43.00	103	2	29	14.50	1 / 8	1	1	
Mark Carr	2	2	13	6.50	8	0	51	-	0 / 14			
Paul Carr	5	6	115	19.17	35	1	22	22.00	1 / 13			
Jason Carroll	8	10	104	10.40	45	8	205	25.63	4 / 38			
Ian Carter	6	8	177	22.13	39	8	213	26.63	3 / 45			
Ian Chadwick	1	1	0	0.00	0	1	12	12.00	1 / 12			
Chris Chahla	4	3	14	4.67	6	1	46	46.00	1 / 25			
C Charlish	8	14	130	9.29	39	0	22	-	0 / 22			
Chad Chewter	6	7	66	9.43	39	1	9	9.00	1 / 9			
Paul Chumley	5	5	45	9.00	32	2	74	37.00	1 / 12			
Johnny Clarke	9	12	85	7.08	34	6	123	20.50	3 / 35			
Jamie Clothier	4	4	64	16.00	26 *	16	98	6.13	6 / 12			1
Craig Clutterham	1	1	44	44.00	44	1	21	21.00	1 / 21			
Tim Coad	4	4	3	0.75	2							
Ron Coath	2	2	68	34.00	56	0	16	-	0 / 16	1		
Kym Commene	5	3	68	22.67	43	4	12	3.00	3 / 12			
Wayne Conlin	52	43	685	15.93	65 *	20	441	22.05	5 / 52	3		1
Allen Cook	14	20	260	13.00	41	12	315	26.25	3 / 25			
Brad Cook	2	2	17	8.50	12	1	72	72.00	1 / 30			
D Cook	2	3	45	15.00	30	1	25	25.00	1 / 14			
Phil Cook	1	1	23	23.00	23	0	17	-	0 / 17			
Ben Cooper	1	1	18	18.00	18	0	9	-	0 / 9			
Steve Court	7	6	126	21.00	61					1		
Andrew Cox	12	7	181	25.86	115	0	3	-	0 / 3		1	
Geoff Crabb	1	1	30	30.00	28							
Joel Crabb	9	15	96	6.40	21	5	149	29.80	3 / 17			
Ryan Creek	1	0	6	-	6 *	0	3	-	0 / 3			
Craig Crispen	4	4	91	22.75	40	11	204	18.55	5 / 33			2
Steve Cronin	2	1	12	12.00	12							
Graeme Davenport	9	9	161	17.89	24 *	5	93	18.60	2 / 1			
Ian Davenport	1	2	2	1.00	2	0	5	-	0 / 5			
Mark Davenport	6	6	46	7.67	20							
Jason Davidson	12	8	146	18.25	56	4	78	19.50	3 / 46	1		
Nathan Davidson	2	2	19	9.50	19	1	33	33.00	1 / 33			
Troy Delsar	6	3	15	5.00	7 *	6	103	17.17	4 / 31			
C Denny	2	2	8	4.00	6	2	24	12.00	2 / 24			
John Diano	3	3	20	6.67	14	0	27	-	0 / 5			
Rob Dickinson	2	2	6	3.00	6	3	17	5.67	2 / 12			
Brad Dobbins	2	2	12	6.00	10							
Peter Dobbins	18	19	449	23.63	100	21	612	29.14	4 / 44	1	1	
L Doherty	6	4	15	3.75	7	2	22	11.00	1 / 6			
Chris Dore	1	1	32	32.00	32							
Brett Dorsett	1	1	1	1.00	1							
Joel Dowding	12	2	4	2.00	4	5	35	7.00	2 / 7			
Andy Doyle	2	3	96	32.00	44							
Alan Drake	8	12	332	27.67	65	19	240	12.63	4 / 28	1		
D Drake	8	9	102	11.33	30 *	2	94	47.00	1 / 18			
Shane Duggan	2	1	0	0.00	0	0	10	-	0 / 10			
Luke Dunk	5	5	126	25.20	35	7	105	15.00	4 / 32			
Carl Dunkin	30	23	212	9.22	26	38	692	18.21	6 / 45			3
Kyah Dunn	6	7	58	8.29	20	2	133	66.50	1 / 24			
M Dunn	1	1	10	10.00	8	0	7	-	0 / 7			
S Dunn	10	7	105	15.00	22	2	38	19.00	1 / 1			
B Duthie	8	5	26	5.20	7	9	241	26.78	4 / 59			
M Earle	1					2	35	17.50	2 / 35			
Jack Ellbourne	6	6	28	4.67	13	15	255	17.00	4 / 52			
Don England	24	32	313	9.78	32	10	423	42.30	3 / 44			
Heath England	7	6	191	31.83	52 *	1	10	10.00	1 / 10			
Jim England	5	4	88	22.00	39 *							

D GRADE

	Matches	Innings	Runs	Batting Average	Highest Score	Wickets	Runs	Bowling Average	BB	50s	100s	5 W/I
Spencer England	19	15	377	25.13	75	1	33	33.00	1 / 17	2		
Darren Etherington	3	3	59	19.67	34 *	2	22	11.00	2 / 22			
D Evans	8	14	110	7.86	39	15	276	18.40	4 / 40			
Brad Ewins	2	1	22	22.00	22 *	3	69	23.00	2 / 39			
Justin Fenton	4	6	204	34.00	99	4	109	27.25	2 / 16	2		
Andrew Fisher	10	17	164	9.65	28	13	278	21.38	4 / 30			
Mark Fishlock	10	15	117	7.80	24							
Mick Fitzgerald	4	4	49	12.25	42	0	24	-	0 / 24			
Ryan Fitzgerald	5	7	141	20.14	74	6	126	21.00	2 / 42	1		
Josh Flavel	1	1	0	0.00	0							
Paul Fletcher	3	3	15	5.00	7	1	24	24.00	1 / 2			
Kent Ford	10	15	314	20.93	84	15	281	18.73	4 / 32	1		
David Foy	3	3	17	5.67	14	2	29	14.50	1 / 3			
Craig Franklin	1	1	17	17.00	17	9	62	6.89	5 / 25			1
P Franklin	3	3	30	10.00	16	4	82	20.50	4 / 21			
Chris Gilbert	2	2	14	7.00	10	0	7	-	0 / 7			
Eddie Gill	7	11	90	8.18	34	10	184	18.40	3 / 44			
M Gillard	3	3	75	25.00	45	3	32	10.67	2 / 0			
Greg Giumelli	2	2	41	20.50	37	3	45	15.00	2 / 36			
Mark Giumelli	1	1	111	111.00	111	3	38	12.67	2 / 26		1	
Steve Gladwin	2	3	16	5.33	15							
Jason Glastonberry	2	1	4	4.00	4	4	16	4.00	3 / 16			
Alex Glatter	4	2	5	2.50	3	6	56	9.33	5 / 14			1
Paul Glatter	4	4	7	1.75	5	6	65	10.83	4 / 19			
Troy Gnitecki	18	19	534	28.11	99 *	13	357	27.46	4 / 56	3		
J Gobell	2	2	4	2.00	4	2	57	28.50	2 / 25			
Pete Goodwin	18	19	107	5.63	22	15	211	14.07	4 / 19			
Hamish Goss	1	1	0	0.00	0	4	24	6.00	4 / 24			
Matthew Goss	8	7	99	14.14	64	1	103	103.00	1 / 10	1		
Mark Gratton	1											
P Gregory	7	10	153	15.30	32	0	35	-	0 / 4			
David Gross	1	1	0	0.00	0	0	13	-	0 / 13			
Steve Grout	9	10	136	13.60	40	27	357	13.22	6 / 15			2
Andrew Grundy	24	12	37	3.08	9	15	516	34.40	6 / 46			1
Jonathan Grundy	9	7	34	4.86	18	13	216	16.62	4 / 22			
Ben Guilfoyle	3	6	50	8.33	18	1	87	87.00	1 / 62			
Andrew Haddow	5	7	12	1.71	6	0	3	-	0 / 3			
R Haddow	6	11	83	7.55	20	0	2	-	0 / 2			
Anthony Hansford	9	12	119	9.92	18	2	42	21.00	2 / 42			
Dennis Hansford	7	1	6	6.00	3 *	1	11	11.00	1 / 11			
Mark Hanson	20	18	68	3.78	11 *	3	67	22.33	2 / 12			
Travis Harris	12	8	139	17.38	32 *	9	202	22.44	3 / 24			
Matt Harrison	2	2	14	7.00	12	1	1	1.00	1 / 1			
Myron Harrison	10	10	81	8.10	23	2	48	24.00	2 / 10			
M Harwood	2	3	26	8.67	13							
Tyler Hathaway	1	1	2	2.00	2							
Jarrad Heinze	11	12	74	6.17	18	21	512	24.38	6 / 31			1
Paul Heinze	11	9	92	10.22	39 *	27	317	11.74	5 / 39			1
Matthew Heneker	3	3	6	2.00	5							
Dylan Herdegen	10	5	14	2.80	12	8	176	22.00	3 / 49			
Kiam Higgins	3	2	5	2.50	5	5	134	26.80	3 / 24			
Tony Higgins	1	1	2	2.00	2	1	8	8.00	1 / 8			
Kym Hill	15	10	198	19.80	75	7	204	29.14	2 / 22	1		
Mark Hill	15	9	124	13.78	43	16	300	18.75	5 / 29			1
J Hillhorst	1	1	0	0.00	0							
Brendan Hillier	2	2	21	10.50	20							
Daniel Hillier	12	11	142	12.91	40	2	31	15.50	2 / 16			
Simon Holmesby	11	11	128	11.64	55	10	240	24.00	3 / 16	1		
Matthew Holst	36	34	225	6.62	35	32	959	29.97	5 / 25			2
Steve Holst	31	38	767	20.18	69	10	239	23.90	3 / 36	4		
B Honan	8	11	70	6.36	19 *	0	21	-	0 / 3			
Chris Hoppo	8	8	126	15.75	31	3	51	17.00	2 / 10			

D GRADE

	Matches	Innings	Runs	Batting Average	Highest Score	Wickets	Runs	Bowling Average	BB	50s	100s	5 W/I
Mark Horsell	6	6	29	4.83	22	6	120	20.00	3 / 35			
Scott Houston	20	14	412	29.43	134	7	173	24.71	2 / 12		1	
Leon Howard	1	1	18	18.00	18	3	29	9.67	3 / 29			
Clint Howes	44	37	1123	30.35	92	81	1277	15.77	7 / 17	9		4
Todd Howes	2	2	39	19.50	37							
J Howie	1					0	16	-	0 / 16			
M Hudson	4	5	22	4.40	8							
Jeff Hull	12	12	209	17.42	76	0	18	-	0 / 18	1		
Declan Humphrey	1	1	9	9.00	9	2	16	8.00	2 / 16			
R Ignatious	2	1	7	7.00	7	0	27	-	0 / 27			
A Ingles	4	7	155	22.14	54	2	18	9.00	2 / 18			
Russell Jackson	6	3	97	32.33	40	8	68	8.50	4 / 15			
Nathan James	6	4	21	5.25	10	0	11	-	0 / 11			
Evan Johanson	16	20	215	10.75	35							
Darren Johns	1	1	5	5.00	5	3	24	8.00	3 / 24			
Iain Johns	12	15	247	16.47	51	6	146	24.33	2 / 1	1		
Joshua Johns	3	3	0	0.00	0	0	67	-	0 / 11			
Wayne Johns	2	1	0	0.00	0							
K Johnson	1					1	5	5.00	1 / 5			
Alec Jones	1	2	6	3.00	6							
D Jones	4	3	17	5.67	9							
Ian Jones	5	4	66	16.50	50	5	102	20.40	3 / 38	1		
J Jones	1	1	4	4.00	4							
S Jones	5	6	112	18.67	27	2	67	33.50	2 / 4			
Michael Kegal	16	18	476	26.44	95	43	716	16.65	6 / 35	2		2
Pat Kegal	17	20	298	14.90	63	11	271	24.64	3 / 12	1		
Ryan Kegal	10	9	40	4.44	9 *	12	255	21.25	3 / 22			
G Kemp	5	4	18	4.50	5	8	177	22.13	4 / 25			
Caitlin Kennedy	1											
Dennis Kennedy	23	21	684	32.57	73	51	729	14.29	7 / 11	5		5
Thomas Kennedy	7	6	115	19.17	47	2	75	37.50	2 / 27			
A Kenny	2	1	4	4.00	4							
J Kerrin	6	7	23	3.29	11	1	42	42.00	1 / 30			
Nathan Kersten	4	2	0	0.00	0	5	103	20.60	3 / 54			
Jitin Khanna	11	12	179	14.92	45	5	154	30.80	2 / 13			
Lane Klapproth	11	8	23	2.88	17 *	13	294	22.62	3 / 34			
Michael Kopel	2					5	33	6.60	3 / 19			
David Kube	49	53	468	8.83	63	8	131	16.38	3 / 23	1		
Dominic Lagana	12	9	237	26.33	79 *					1		
Lou Lagana	1	1	8	8.00	8							
Brian Lamb	3	3	31	10.33	29	3	52	17.33	2 / 13			
G Lambert	3	3	50	16.67	42	2	63	31.50	1 / 8			
Andy Lang	4	4	39	9.75	21	6	72	12.00	2 / 8			
Kelvin Lasscock	29	25	200	8.00	19	10	308	30.80	2 / 2			
Clayton Lavender	3	2	16	8.00	16							
Mick Lee	3	5	63	12.60	26	2	59	29.50	1 / 14			
Peter Lee	2	3	7	2.33	4	6	72	12.00	2 / 8			
D Lemke	7	7	13	1.86	5	0	8	-	0 / 8			
Shane Lemke	4	5	56	11.20	31	2	105	52.50	1 / 29			
Antony Lill	12	16	386	24.13	171	8	97	12.13	2 / 3		1	
Ron Lill	5	5	76	15.20	76	0	34	-	0 / 6	1		
Jared Littlefield	5	7	86	12.29	39	2	68	34.00	1 / 16			
G Littlewood	1	1	0	0.00	0							
Jared Lock	2	2	1	0.50	1							
Sam Lock	1	1	1	1.00	1							
Kurt Lockyer	24	19	305	16.05	64 *	0	44	-	0 / 8	1		
Kristian Lopez	44	46	730	15.87	74	14	414	29.57	3 / 48	2		
O Lugg	1	1	2	2.00	2							
Luke Mace	19	27	355	13.15	56	27	718	26.59	3 / 13	1		
Steve MacGuire	1	1	84	84.00	84	1	27	27.00	1 / 27	1		
Brian Maddock	5	6	53	8.83	18 *	7	176	25.14	2 / 19			

D GRADE

	Matches	Innings	Runs	Batting Average	Highest Score	Wickets	Runs	Bowling Average	BB	50s	100s	5 W/I
Chris Maddock	5	8	94	11.75	43	1	60	60.00	1 / 9			
Dave Manhood	9	4	43	10.75	27 *	8	225	28.13	3 / 24			
Adrian Marsh	7	5	120	24.00	38 *	0	23	-	0 / 23			
Justin Marsh	14	12	202	16.83	48	9	126	14.00	2 / 13			
Dino Martella	2	2	0	0.00	0							
Stephen Martella	8	8	149	18.63	39	11	177	16.09	3 / 27			
Paul Martin	1											
Stuart Martin	9	5	42	8.40	23	0	16	-	0 / 16			
Justin Mashford	9	6	20	3.33	11 *	4	138	34.50	1 / 21			
Ted Mason	1	1	4	4.00	4	2	7	3.50	2 / 7			
Scott Matthews	2	3	8	2.67	4	2	32	16.00	2 / 32			
Tony McArdle	17	13	348	26.77	56	6	140	23.33	2 / 25	3		
Brian McCahan	1	2	2	1.00	2							
D McDonald	1	0	5	-	5 *							
M McDonald	7	4	66	16.50	34	2	33	16.50	1 / 0			
Lenny McIntyre	6	8	106	13.25	35	2	89	44.50	2 / 3			
Adam McKay	9	10	115	11.50	49	1	12	12.00	1 / 11			
David McKay	5	6	44	7.33	30	10	136	13.60	4 / 9			
Michael McKay	2	1	54	54.00	28	7	67	9.57	4 / 3			
Simon McKay	4	4	95	23.75	42	0	1	-	0 / 1			
William McKay	8	11	147	13.36	40	9	245	27.22	3 / 25			
Mark McKenna	9	5	274	54.80	81	10	220	22.00	5 / 43	3		1
Kelvin McKinnon	5	4	18	4.50	13 *	5	173	34.60	2 / 43			
K McLeod	1	1	35	35.00	35	4	25	6.25	4 / 25			
Jonathan McPhail	10	9	116	12.89	35 *	2	34	17.00	2 / 19			
Matthew McPhail	2	2	18	9.00	12	0	7	-	0 / 7			
Damien Metzger	13	17	261	15.35	52	3	156	52.00	1 / 16	1		
Keith Miller	18	23	305	13.26	66	8	238	29.75	2 / 19	1		
B Mills	1	2	6	3.00	5							
Daniel Mills	10	7	20	2.86	10	0	40	-	0 / 5			
Lorin Monssen	13	17	366	21.53	146	1	46	46.00	1 / 20		1	
Matthew Moore	8	8	26	3.25	10	4	172	43.00	2 / 27			
Kobe Mott	14	10	38	3.80	13 *	15	301	20.07	4 / 61			
Michael Mott	20	13	62	4.77	15 *							
Liam Moyle	3	2	1	0.50	1	0	57	-	0 / 57			
Adil Muhammad	4	3	16	5.33	10	4	82	20.50	3 / 14			
Anthony Murphy	7	8	104	13.00	30	1	41	41.00	1 / 24			
Chris Murray	1	1	1	1.00	1							
Noel Murton	5	4	19	4.75	9	8	193	24.13	4 / 53			
Paul Murton	12	8	21	2.63	6	4	142	35.50	2 / 44			
Igor Mustac	1	1	0	0.00	0	1	49	49.00	1 / 49			
Mark Nankervis	1	1	42	42.00	42	2	11	5.50	2 / 11			
Matthew Neilson	1	1	0	0.00	0	0	11	-	0 / 11			
J Nicholles	3	2	11	5.50	6	8	164	20.50	3 / 45			
M Nicholles	3	4	35	8.75	25							
M Norfolk	11	14	220	15.71	82	30	650	21.67	5 / 43	1		1
Shane Northcott	7	9	80	8.89	30	7	306	43.71	2 / 40			
Chris O'Connor	2	2	115	57.50	71	0	24	-	0 / 24	1		
D O'Dell	5	8	67	8.38	24							
Ryan O'Dell	1	1	3	3.00	3							
P O'Grady	3	3	14	4.67	6 *							
Ciaran O'Hagan	6	4	165	41.25	85	1	33	33.00	1 / 33	1		
David O'Hagan	9	7	57	8.14	27 *	0	19	-	0 / 19			
Luke O'Neill	2	1	24	24.00	24	7	35	5.00	5 / 31			1
Paul Parkinson	4	5	130	26.00	50					1		
Peter Paterson	10	12	258	21.50	86	29	379	13.07	7 / 25	1		3
Michael Patterson	11	4	6	1.50	3 *	0	84	-	0 / 1			
Tyson Patterson	1	1	10	10.00	10	1	11	11.00	1 / 11			
Graham Payne	1	2	12	6.00	12	4	16	4.00	4 / 16			
Jarrold Pennock	6	7	38	5.43	11	0	7	-	0 / 7			
John Perry	3	2	11	5.50	6							

D GRADE

	Matches	Innings	Runs	Batting Average	Highest Score	Wickets	Runs	Bowling Average	BB	50s	100s	5 W/I
Aaron Peterson	9	7	205	29.29	74	24	341	14.21	5 / 74	1		1
Daniel Peterson	4	4	62	15.50	31	3	139	46.33	1 / 13			
Greg Peterson	6	5	23	4.60	11							
Matthew Peterson	5	5	122	24.40	46	6	108	18.00	3 / 30			
P Petherbridge	1											
Bruce Polkinghorne	15	15	171	11.40	25	0	100	-	0 / 4			
Mal Pollitt	2	2	87	43.50	69	2	7	3.50	2 / 7	1		
Stefan Potoczky	6	5	45	9.00	36 *							
P Pou	4	3	15	5.00	9	3	200	66.67	1 / 25			
R Pratt	3	5	26	5.20	19	0	30	-	0 / 2			
Andrew Prestwood	11	7	262	37.43	70					2		
Michael Psalios	6	3	18	6.00	14 *	2	4	2.00	2 / 4			
S Quick	1					2	34	17.00	2 / 34			
Drew Rabbett	12	9	106	11.78	37	14	256	18.29	5 / 29			1
J Rafferty	1	2	9	4.50	6	0	27	-	0 / 27			
Tim Rawling	16	9	64	7.11	25 *	2	70	35.00	2 / 26			
Matthew Ray	1	1	22	22.00	22	0	24	-	0 / 24			
Neil Reeve	2					0	43	-	0 / 11			
Ma Richardson	6	7	35	5.00	13	2	23	11.50	1 / 8			
Elliott Riddle	3	2	31	15.50	29	0	42	-	0 / 42			
Steve Ridley	4	5	15	3.00	2	0	22	-	0 / 4			
Damien Rigney	4	4	73	18.25	71	0	16	-	0 / 7	1		
AA Riley	2	3	8	2.67	4	0	20	-	0 / 20			
Andrew Riley	11	12	109	9.08	33	6	92	15.33	2 / 10			
S Riley	2	2	2	1.00	2							
Grant Roberts	3	2	15	7.50	9	6	88	14.67	4 / 33			
Neville Robertson	1											
Jared Rogers	23	16	222	13.88	79	6	165	27.50	3 / 28	2		
Ryan Rogers	1					2	26	13.00	2 / 26			
Steve Rogers	1	1	26	26.00	26							
C Romano	5	7	21	3.00	6	1	42	42.00	1 / 18			
Andrew Rooney	3	3	36	12.00	21	1	75	75.00	1 / 19			
D Roser	1	1	3	3.00	3							
S Ross	9	15	147	9.80	26	19	432	22.74	4 / 45			
Richard Rothe	5	6	88	14.67	28	2	152	76.00	1 / 10			
Toby Russell	5	5	98	19.60	47	1	33	33.00	1 / 9			
Eamon Rust	9	4	4	1.00	4	1	38	38.00	1 / 38			
Jordan Rust	15	9	197	21.89	53 *	5	186	37.20	2 / 17	1		
Michael Samupo	4	6	38	6.33	13	2	106	53.00	2 / 20			
Martin Sargent	2	3	3	1.00	3							
G Schilling	3	3	15	5.00	10	2	66	33.00	2 / 58			
Kiwa Schillinh	7	9	224	24.89	101	5	166	33.20	2 / 30		1	
C Schmerl	4	3	107	35.67	53	8	132	16.50	3 / 30	1		
Antuan Schocroft	1											
Chris Scicluna	1	2	2	1.00	2	0	14	-	0 / 14			
Mark Scicluna	1	1	20	20.00	19							
A Sears	1	1	0	0.00	0							
Matt Semple	10	6	100	16.67	28	9	319	35.44	4 / 41			
Matt Sephton	1	1	0	0.00	0	0	8	-	0 / 8			
F Seppelred	2	2	7	3.50	5	0	18	-	0 / 18			
Jason Seymour	1	1	14	14.00	14	0	24	-	0 / 24			
David Shane	1					2	30	15.00	2 / 30			
Matthew Sharp	6	4	33	8.25	11	1	26	26.00	1 / 26			
S Short	5	4	116	29.00	44	9	203	22.56	5 / 77			1
Heath Shortier	5	5	25	5.00	11	1	85	85.00	1 / 30			
Mark Siebum	8	9	47	5.22	24	3	37	12.33	1 / 1			
Jem Simper-Brown	2	0	19	-	19 *	0	24	-	0 / 24			
Harry Simpson	15	8	63	7.88	13 *							
James Simpson	1	1	0	0.00	0							
Mark Simpson	49	30	412	13.73	49	50	1129	22.58	6 / 23			1
Matt Simpson	16	17	428	25.18	82	71	690	9.72	7 / 30	3		5

D GRADE

	Matches	Innings	Runs	Batting Average	Highest Score	Wickets	Runs	Bowling Average	BB	50s	100s	5 W/I
Nathan Sinclair	1	1	30	30.00	30	0	46	-	0 / 46			
Matthew Skrypeck	2	1	51	51.00	39	0	15	-	0 / 15			
Jimmy Smale	3	2	81	40.50	39	0	61	-	0 / 46			
Jimmy Smale	1	1	4	4.00	4	0	12	-	0 / 12			
Brad Smith	2	2	33	16.50	32	13	74	5.69	7 / 30			2
Chris Smith	12	5	390	78.00	111 *	7	77	11.00	6 / 47	1	2	1
D Smith	2	4	45	11.25	16							
L Smith	4	7	30	4.29	9	5	54	10.80	2 / 23			
Mark Smith	1	1	48	48.00	48							
Paul Smith	18	17	507	29.82	138	23	310	13.48	6 / 18	3	1	1
Wayne Smith	11	15	438	29.20	235	16	383	23.94	4 / 62	1	1	
Harrison Smitherman	14	12	182	15.17	45 *	3	40	13.33	2 / 8			
Riley Smitherman	5	1	6	6.00	3 *	4	72	18.00	3 / 39			
Michael Sparrow	4	4	80	20.00	51					1		
Jason Stanford	3	2	24	12.00	16							
J Stanton	5	1	3	3.00	3							
Dave Steele	17	11	105	9.55	35	7	47	6.71	3 / 2			
Iain Still	19	11	453	41.18	127 *	7	279	39.86	2 / 32	2	1	
Wayne Stock	12	11	322	29.27	80	5	280	56.00	4 / 62	1		
Jake Stummer-Harvey	3	3	74	24.67	50	4	73	18.25	2 / 40	1		
Brent Sutcliffe	15	16	424	26.50	110	55	619	11.25	6 / 80	1	1	3
Dean Sutcliffe	20	21	309	14.71	50	4	58	14.50	1 / 6	1		
Glen Taylor	12	16	341	21.31	52	9	257	28.56	3 / 23	1		
Rob Taylor	10	9	249	27.67	71	4	95	23.75	2 / 47	3		
Michael Tedmanson	22	10	39	3.90	9	22	470	21.36	3 / 12			
Robert Thomas	16	19	370	19.47	50	74	692	9.35	7 / 76	1		5
Steve Thomas	1	1	11	11.00	11							
Wayne Thomas	5	3	73	24.33	59	6	92	15.33	3 / 25	1		
David Thompson	3	3	18	6.00	10	6	89	14.83	6 / 37			1
P Thompson	3	3	99	33.00	38	0	11	-	0 / 4			
Alby Tigges	2	4	16	4.00	10							
Shane Trebilcock	2	2	127	63.50	76					2		
Tom Tregenza	1	2	0	0.00	0							
Joshua Tremaine	12	9	43	4.78	10	5	37	7.40	4 / 30			
D Tromp	3	4	20	5.00	9							
C Tubb	1	1	1	1.00	1							
Anthony Turner	2	2	12	6.00	9							
Ricky Turner	6	8	47	5.88	17	6	103	17.17	3 / 26			
Abe Twartz	4	2	10	5.00	9	2	80	40.00	1 / 25			
Paul Vaughan	4	5	248	49.60	78	1	115	115.00	1 / 0	3		
Mitchell Vermeer	9	6	29	4.83	17	0	33	-	0 / 9			
Tim Vermeer	1	1	13	13.00	8 *	1	4	4.00	1 / 3			
Bruce Vogelsang	9	11	159	14.45	41	1	125	125.00	1 / 12			
Hugo Vonalpen	4	6	109	18.17	39	6	235	39.17	5 / 87			1
C Wade	1	1	28	28.00	28							
Matthew Walding	1	1	50	50.00	50	1	0	0.00	1 / 0	1		
DD Walker	1	1	0	0.00	0							
Dean Walker	12	8	97	12.13	30 *	1	2	2.00	1 / 0			
Sean Walker	9	12	167	13.92	45							
Peter Waters	1	2	6	3.00	4	2	44	22.00	1 / 11			
Ashley Webb	4	5	168	33.60	79	11	220	20.00	6 / 46	1		1
Neil Webb	1	1	2	2.00	2	0	13	-	0 / 13			
Scott Westley	11	11	455	41.36	123					2	2	
Chad Weyer	1	1	5	5.00	5							
Heath Weyer	1		149	-	149 *						1	
Craig Wheeler	2	2	36	18.00	36							
Adam Whelan	3	0	0	-	0 *	2	35	17.50	1 / 11			
G White	2	4	64	16.00	48	4	81	20.25	2 / 24			
Anthony Williams	99	82	800	9.76	28 *	121	2021	16.70	6 / 17			4
Brian Williams	1					2	30	15.00	2 / 30			
Chris Williams	25	25	282	11.28	40	9	384	42.67	2 / 33			

D GRADE

	Matches	Innings	Runs	Batting Average	Highest Score	Wickets	Runs	Bowling Average	BB	50s	100s	5 W/I
Dylan Williams	6	4	2	0.50	2	0	11	-	0 / 4			
Greg Williams	4	2	87	43.50	40 *	15	213	14.20	6 / 66			1
J Williams	1	1	46	46.00	46							
Mark Willoughby	1	1	116	116.00	116	2	40	20.00	2 / 40		1	
Terry Willoughby	3	1	25	25.00	20 *	2	10	5.00	2 / 10			
Rob Wilson	5	6	81	13.50	31	9	187	20.78	4 / 45			
Kailin Wood	7	4	166	41.50	78 *	3	61	20.33	2 / 47	1		
Bradley Woods	2	2	25	12.50	21							
Ian Woods	3	3	201	67.00	134	3	77	25.67	2 / 41	1	1	
Scott Woods	22	20	1186	59.30	141	3	67	22.33	1 / 0	6	4	
J Woodward	1	1	30	30.00	30	1	35	35.00	1 / 35			
A Wottan	1	2	12	6.00	11							
Tim Wright	2	0	7	-	7 *							
Vincent Wright	17	13	67	5.15	26 *	10	241	24.10	3 / 12			
Darren Young	21	10	100	10.00	19	46	673	15.00	6 / 25			2
Peter Young	2	2	106	53.00	99	1	15	15.00	1 / 15	1		
Jarrod Zadow	6	4	127	31.75	64	5	73	14.60	3 / 37	1		
George Zocrafos	2	2	78	39.00	77	0	13	-	0 / 13	1		

**Statistical History of the
Port Noarlunga Cricket Club
1933 - 2023**



E Grade

E GRADE RECORDS

TOP 10

GAMES		RUNS		50s	
R Willoughby	18	Graham Flasvader	392	Graham Flasvader	2
David McKenzie	13	Iain Johns	249	Greg Giumelli	2
Johnny Clarke	11	David McKenzie	234	Iain Johns	1
Mark Davenport	11	Gary Davenport	204	Antony Lill	1
Gary Davenport	10	Antony Lill	203	Mark Davenport	1
Ian Davenport	10	Mark Davenport	195	Robert Thomas	1
Iain Johns	9	Andrew Thomas	176	G Lee	1
Rob Taylor	9	Greg Giumelli	173	Darren Bradshaw	1
Darren Bradshaw	8	Johnny Clarke	156	Allen Cook	1
Allen Cook	8	Ian Davenport	135	Ron Lill	1
		G Lee	135	Mick Coombe	1
				Steve Grout	1


100s		INDIVIDUAL INNINGS			BATTING AVERAGE	
					(minimum 10 games)	
Graham Flasvader	1	Graham Flasvader	124	<i>1982/83</i>	Gary Davenport	17.00
		Graham Flasvader	87	<i>1982/83</i>	David McKenzie	15.60
		Mick Coombe	79	<i>1983/84</i>	Mark Davenport	13.93
		Darren Bradshaw	77	<i>1983/84</i>	Ian Davenport	12.27
		Robert Thomas	76	<i>1982/83</i>	Johnny Clarke	12.00
		Greg Giumelli	72	<i>1983/84</i>	R Willoughby	6.75
		Antony Lill	66	<i>1982/83</i>		
		Ron Lill	66	<i>1982/83</i>		
		Graham Flasvader	63 *	<i>1982/83</i>		
		Iain Johns	62	<i>1982/83</i>		

WICKETS		INDIVIDUAL BOWLING			5 WICKETS IN AN INNINGS	
Wayne Redman	34	Gary Davenport	6 / 17	<i>1982/83</i>	Wayne Redman	5
Graham Flasvader	24	Wayne Alcock	6 / 17	<i>1982/83</i>	Graham Flasvader	2
Darren Bradshaw	23	Graham Flasvader	6 / 17	<i>1982/83</i>	Darren Bradshaw	2
Gary Davenport	20	Darren Bradshaw	6 / 22	<i>1983/84</i>	Wayne Thomas	2
Michael Owers	18	Graham Flasvader	6 / 25	<i>1982/83</i>	Michael Owers	2
Wayne Thomas	18	Wayne Redman	6 / 46	<i>1983/84</i>	Steve Grout	1
David McKenzie	16	Wayne Redman	6 / 48	<i>1983/84</i>		
Greg Giumelli	15	Wayne Thomas	6 / 49	<i>1982/83</i>		
Robert Thomas	11	Michael Owers	5 / 22	<i>1983/84</i>		
Mick Coombe	10	Steve Grout	5 / 30	<i>1982/83</i>		

E GRADE

	Matches	Innings	Runs	Batting Average	Highest Score	Wickets	Runs	Bowling Average	BB	50s	100s	5 W/I
Wayne Alcock	1	1	22	22.00	22	9	72	8.00	6 / 17			
J Arthur	1	1	0	0.00	0							
Mark Baseby	1	1	32	32.00	32	2	16	8.00	2 / 16			
Darren Bradshaw	8	8	119	14.88	77	23	242	10.52	6 / 22	1		2
Paul Chumley	1	1	0	0.00	0							
Johnny Clarke	11	13	156	12.00	44	4	51	12.75	2 / 23			
Allen Cook	8	6	112	18.67	57	0	8	-	0 / 8	1		
Phil Cook	3	4	64	16.00	39	1	10	10.00	1 / 10			
Mick Coombe	3	3	97	32.33	79	10	124	12.40	3 / 17	1		
Gary Davenport	10	12	204	17.00	37	20	200	10.00	6 / 17			
Ian Davenport	10	11	135	12.27	43 *							
Mark Davenport	11	14	195	13.93	50					1		
A Detrey	4	4	18	4.50	9	6	87	14.50	4 / 22			
D Drake	2	2	20	10.00	16							
Shane Duggan	3	3	3	1.00	3	1	7	7.00	1 / 7			
Don England	5	5	89	17.80	39							
Heath England	4	5	52	10.40	13 *	2	27	13.50	1 / 3			
Graham Flasvader	5	7	392	56.00	124	24	181	7.54	6 / 17	2	1	2
Greg Giumelli	6	5	173	34.60	72	15	149	9.93	4 / 8	2		
J Goldberg	2	2	4	2.00	4	4	18	4.50	4 / 18			
Steve Grout	5	5	93	18.60	54	8	124	15.50	5 / 30	1		1
N Hill	1	1	6	6.00	6							
G Hunter	1	2	0	0.00	0							
Iain Johns	9	10	249	24.90	62	3	67	22.33	1 / 0	1		
Andy Lang	1	1	8	8.00	8	1	15	15.00	1 / 15			
P Leahy	1	1	37	37.00	37	5	51	10.20	4 / 20			
G Lee	6	4	135	33.75	60 *	2	6	3.00	2 / 3	1		
Andy Liebelt	4	4	61	15.25	42							
Antony Lill	7	8	203	25.38	66	0	3	-	0 / 3	1		
Ron Lill	5	6	108	18.00	66					1		
Barry Lockwood	2	1	5	5.00	5	3	23	7.67	3 / 23			
T Mahoney	1	2	0	0.00	0	0	14	-	0 / 14			
Dino Martella	1	1	0	0.00	0	1	22	22.00	1 / 22			
Adam McKay	1	2	10	5.00	6							
David McKenzie	13	15	234	15.60	32	16	279	17.44	4 / 26			
M Milligan	2	3	9	3.00	5							
L Murton	3	2	39	19.50	15 *							
P O'Grady	1	1	12	12.00	12							
Michael Owers	7	8	82	10.25	23	18	223	12.39	5 / 22			2
Wayne Redman	7	7	104	14.86	30	34	335	9.85	6 / 46			5
Steve Ridley	1	2	20	10.00	20							
C Taylor	2	1	11	11.00	10 *							
K Taylor	5	5	49	9.80	23	0	28	-	0 / 28			
Rob Taylor	9	10	114	11.40	41	8	100	12.50	2 / 11			
Robert Thomas	7	7	176	25.14	76	11	279	25.36	3 / 72	1		
Wayne Thomas	7	7	46	6.57	22	18	230	12.78	6 / 49			2
R Willoughby	18	12	81	6.75	25							
Tim Wright	6	9	41	4.56	27							

**Statistical History of the
Port Noarlunga Cricket Club
1933 - 2023**



Career Totals

CAREER RECORDS

TOP 10

GAMES		RUNS		50s	
Paul Smith	362	Paul Smith	8826	Scott Woods	43
Peter Paterson	321	Scott Woods	8579	Paul Smith	35
Jeff Bradshaw	290	Mark Boes	6852	Mark Boes	34
Scott Woods	269	Ryan Mashford	6398	Anthony Burgess	34
Ryan Mashford	246	Jeff Bradshaw	6038	Ryan Mashford	31
Steve Holst	242	Mick Fitzgerald	5839	Mick Fitzgerald	31
Mick Fitzgerald	240	Anthony Burgess	5818	Jeff Bradshaw	31
Peter McKay	230	Peter McKay	5775	Steve Court	26
Russell Jackson	226	Steve Holst	5321	Mark Nankervis	24
Peter Dobbins	221	Mal Pollitt	5219	Mal Pollitt	24
				Kailin Wood	24

100s		INDIVIDUAL INNINGS			BATTING AVERAGE <small>(minimum 10 games)</small>		
Paul Smith	13	Mark Boes	241	A	2015/16	Frank O'Connell	120.88
Mark Boes	12	Wayne Smith	235	D	1984/85	Frank Ellis	88.11
Scott Woods	10	Anthony Burgess	201 *	A	2010/11	Harold Schroeder	56.14
Anthony Burgess	10	Kailin Wood	192	B	2004/05	Luke Willis	55.10
Ernie Brittain	8	Mal Pollitt	191	C	2007/08	Ryan Selkirk	54.91
Mal Pollitt	7	Frank O'Connell	188 *	B	1953/54	Luke Goldner	47.82
Steve Court	6	Paul Carr	187 *	B	1987/88	Mark Kittel	41.00
Peter McKay	5	Paul Smith	182	C	1994/95	Greg Dowsett	40.03
Steve Holst	5	Harold Schroeder	175	B	1951/52	Mark Boes	38.93
Jason Davidson	5	Scott Woods	172 *	A	2008/09	Anthony Burgess	38.28

WICKETS		INDIVIDUAL BOWLING			5 WICKETS IN AN INNINGS		
Peter Paterson	540	Jacob Wapper	10 / 62	B	1937/38	Peter Paterson	23
Brad Nicholas	314	Travis Brook	9 / 24	C	2007/08	Darren Young	16
Darren Young	309	Jacob Wapper	9 / 29	B	1939/40	Chris Smith	13
Anthony Williams	306	Peter McKay	9 / 53	A	1971/72	Rob Taylor	13
Matthew Ray	305	Darren Young	9 / 78	B	99/2000	Brad Nicholas	12
Christopher Birch	287	Rob Taylor	8 / 16	B	2000/01	Nathan Baldock	12
Mark Whyatt	284	L Rayner	8 / 19	B	1937/38	Reg Ellis	12
Nathan Baldock	280	Mark Boes	8 / 20	A	2006/07	Mark Whyatt	11
Russell McMillan	259	Robert Trenwith	8 / 42	A	1977/78	Igor Mustac	11
Michael McKay	250	Matt Semple	8 / 59	C	1993/94	Russell McMillan	10
						Graeme Carter	10

CAREER TOTALS

	Matches	Innings	Runs	Batting Average	Highest Score	Wickets	Runs	Bowling Average	BB	50s	100s	5 W/I
Dylan Adams	4	3	22	7.33	18	1	28	28.00	1 / 12			
G Adams	18	15	273	18.20	51	7	146	20.86	2 / 18	1		
R Adams	8	9	31	3.44	17							
Daniel Ager	39	37	324	8.76	50	52	1131	21.75	5 / 46	1		3
Wayne Alcock	18	20	164	8.20	32	32	387	12.09	6 / 17			
Andrew Allen	22	15	183	12.20	35 *	8	164	20.50	2 / 19			
Neil Ambler	2	2	0	0.00	0	5	66	13.20	4 / 42			
Arthur Amos	3	3	11	3.67	9							
John Amos	17	18	179	9.94	22	1	29	29.00	1 / 24			
Andy Anderson	23	10	81	8.10	26 *							
C Anderson	8	10	31	3.10	13							
Kevin Anderson	3	5	53	10.60	37							
Robert Anderson	32	43	117	2.72	16	3	38	12.67	2 / 3			
Stewart Anderson	15	10	38	3.80	18	7	158	22.57	2 / 4			
B Andrews	1	1	0	0.00	0	0	21	-	0 / 21			
Michael Andrews	5	5	43	8.60	20	0	21	-	0 / 2			
Robert Andrews	9	12	31	2.58	11	5	171	34.20	2 / 35			
C Ansell	2					2	26	13.00	1 / 13			
L Ansell	13	20	37	1.85	6	3	24	8.00	2 / 12			
Jason Appleton	5	2	10	5.00	10	3	46	15.33	1 / 4			
Lee Apthorpe	5	6	121	20.17	40 *	2	76	38.00	1 / 18			
Shannon Archbold	3	3	42	14.00	42	0	28	-	0 / 28			
Mark Argus	1	1	1	1.00	1							
Dan Arnold-Jan	54	38	625	16.45	127 *	8	193	24.13	2 / 8	1	1	
J Arthur	1	1	0	0.00	0							
J Ashford	1	1	26	26.00	26	0	19	-	0 / 19			
Lawrence Baird	6	3	12	4.00	8 *	12	194	16.17	4 / 34			
Ian Baker	16	16	218	13.63	39	33	649	19.67	5 / 61			1
Rodney Baker	5	2	8	4.00	8 *	1	25	25.00	1 / 17			
Donald Baldock	3					3	57	19.00	1 / 1			
Matt Baldock	67	68	1471	21.63	112	2	104	52.00	1 / 3	6	1	
Nathan Baldock	148	82	1049	12.79	115 *	280	4671	16.68	7 / 34	1	1	12
Robert Baldock	77	78	1740	22.31	128 *	106	2420	22.83	5 / 65	7	3	1
Jason Ball	3	2	2	1.00	2	6	101	16.83	3 / 10			
Steve Ball	1		2	-	2 *							
Michael Barber	3	3	13	4.33	12	0	19	-	0 / 19			
M Barnes	6	7	29	4.14	8	8	204	25.50	4 / 41			
Nathan Barnes	1	1	10	10.00	10							
Ray Barnett	2	2	20	10.00	11	3	42	14.00	2 / 15			
Frank Barrett	125	125	1265	10.12	48	197	3099	15.73	7 / 7			5
Mark Baseby	28	28	391	13.96	38 *	40	777	19.43	6 / 36			2
S Bates	2	2	3	1.50	3							
L Baulderstone	9	5	88	17.60	42	29	256	8.83	4 / 8			
Ashley Baxter	1											
G Beard	1	1	8	8.00	8							
Barry Beaumont	16	13	144	11.08	25	4	41	10.25	4 / 10			
Steve Beaumont	25	28	523	18.68	64	31	567	18.29	7 / 20			1
Darren Beckett	1		13	-	13 *	1	43	43.00	1 / 43			
Lain Beckett	51	44	1513	34.39	107	66	1299	19.68	6 / 55	12	1	2
Calvin Beckman	9	8	142	17.75	52	8	162	20.25	3 / 34	1		
David Beckman	3	4	2	0.50	1							
Lawrence Beckman	12	13	38	2.92	9							
Ian Beeby	3	1	7	7.00	5 *	0	7	-	0 / 7			
Jack Beeby	8	12	148	12.33	67	5	72	14.40	3 / 13	1		
G Bell	2	3	14	4.67	7							
Robbie Bell	4	2	0	0.00	0	1	33	33.00	1 / 23			
Tom Bell	14	7	55	7.86	14 *	5	107	21.40	4 / 15			
Craig Benge	13	9	23	2.56	7	3	58	19.33	2 / 12			
Mitchell Bennie	127	68	1328	19.53	88	140	3248	23.20	6 / 55	5		3
Chad Bergman	1	1	0	0.00	0							

CAREER TOTALS

	Matches	Innings	Runs	Batting Average	Highest Score	Wickets	Runs	Bowling Average	BB	50s	100s	5 W/I
Elwin Bergman	44	48	497	10.35	51	17	347	20.41	3 / 29	1		
Norm Bergman	102	95	1468	15.45	127 *	134	2563	19.13	7 / 58	2	2	5
Ian Beswick	2	3	24	8.00	21	2	37	18.50	1 / 5			
Kym Bevan	23	22	271	12.32	46	27	581	21.52	5 / 21			1
John Bice	2	2	35	17.50	28 *							
Graham Bickmore	1					0	2	-	0 / 2			
Chris Biddle	33	33	436	13.21	76	27	554	20.52	5 / 43	1		1
Steve Biddle	1					0	11	-	0 / 11			
Christopher Birch	201	74	568	7.68	51 *	287	5127	17.86	6 / 29	2		1
Casey Bishop	5	4	87	21.75	61	0	5	-	0 / 5	1		
Vito Blangiardo	30	22	291	13.23	36	3	80	26.67	1 / 3			
D Blasdale	2	3	6	2.00	4	1	33	33.00	1 / 8			
James Blavines	33	18	104	5.78	18	30	929	30.97	3 / 31			
Scott Boehm	50	38	432	11.37	49	83	1511	18.20	7 / 20			4
Mark Boes	182	176	6852	38.93	241	225	4185	18.60	8 / 20	34	12	8
Colin Bolto	8	5	33	6.60	17	0	53	-	0 / 3			
S Bond	1	1	0	0.00	0	0	20	-	0 / 20			
Tim Boston	102	93	2092	22.49	152	16	409	25.56	4 / 35	9	2	
Alex Botha	4	1	2	2.00	2	1	7	7.00	1 / 7			
Drew Boulden	12	11	230	20.91	55 *	2	27	13.50	1 / 12	1		
Andrew Bouilly	3	3	3	1.00	3 *	0	15	-	0 / 7			
Michael Boundy	1	2	15	7.50	12							
Marty Bousfield	32	28	532	19.00	78 *	37	956	25.84	4 / 78	3		
Scott Bouyer	12	12	88	7.33	26	2	167	83.50	1 / 10			
Jake Bowden	3	2	10	5.00	6	1	108	108.00	1 / 53			
Simon Bowering	2	2	2	1.00	2	5	97	19.40	3 / 47			
J Bradford	10	13	76	5.85	17	0	4	-	0 / 4			
Keith Bradford	29	32	686	21.44	123	0	28	-	0 / 0		2	
G Bradke	8	9	169	18.78	54					1		
Daniel Bradley	14	13	278	21.38	106 *	5	106	21.20	3 / 6		1	
Darren Bradshaw	13	15	155	10.33	77	30	323	10.77	6 / 22	1		2
Eli Bradshaw	3	1	0	0.00	0	2	50	25.00	1 / 6			
J Bradshaw	1	1	2	2.00	2	1	33	33.00	1 / 33			
Jaime Bradshaw	1	1	5	5.00	5							
Jeff Bradshaw	290	263	6038	22.96	104	10	250	25.00	2 / 40	31	1	
Jim Bradshaw	3	2	22	11.00	16							
Ernie Brittain	111	141	4078	28.92	170 *	95	1581	16.64	7 / 27	19	8	2
Norm Brittain	10	9	25	2.78	10							
Syd Brittain	129	153	2473	16.16	131	27	617	22.85	3 / 24	9	1	
Guiseppe Britton	11	13	119	9.15	30	8	267	33.38	3 / 45			
John Broadley	61	65	1223	18.82	145	16	277	17.31	7 / 20	6	1	1
I Brockhurst	1	1	0	0.00	0							
Travis Brook	7	7	170	24.29	60	18	245	13.61	9 / 24	1		1
J Brooks	4	6	31	5.17	12	0	54	-	0 / 54			
Aaron Brown	13	6	12	2.00	4	12	284	23.67	3 / 16			
D Brown	9	9	15	1.67	6	3	88	29.33	1 / 4			
Darcy Brown	4	4	26	6.50	15	1	24	24.00	1 / 24			
Graeme Brown	37	33	287	8.70	42	5	112	22.40	2 / 15			
Mark Brown	3	1	15	15.00	14							
Phil Brown	36	17	142	8.35	27	52	1067	20.52	5 / 39			1
Scott Brown	62	51	986	19.33	81 *	0	23	-	0 / 0	3		
Tony Brown	11	12	61	5.08	10	13	340	26.15	5 / 39			1
Steve Bruce	72	70	1044	14.91	64	65	1428	21.97	6 / 29	1		3
Mark Bruggerman	12	11	403	36.64	166 *	28	558	19.93	5 / 65	1	1	2
Ryan Bruggerman	84	64	561	8.77	63 *	118	2692	22.81	6 / 40	1		3
Dale Brusnahan	3	4	30	7.50	20	0	32	-	0 / 9			
D Brynt	3	2	21	10.50	17	0	8	-	0 / 8			
Brett Bryson	29	22	293	13.32	47	13	611	47.00	2 / 2			
D Buckley	3	2	5	2.50	4							
Darren Buethke	12	9	108	12.00	28 *	23	558	24.26	5 / 31			1

CAREER TOTALS

	Matches	Innings	Runs	Batting Average	Highest Score	Wickets	Runs	Bowling Average	BB	50s	100s	5 W/I
Peter Burchell	2					2	5	2.50	2 / 5			
Nick Bures	4	4	69	17.25	35	1	9	9.00	1 / 9			
Anthony Burgess	165	152	5818	38.28	201 *	71	1272	17.92	5 / 45	34	10	2
David Burgess	8	6	87	14.50	39	24	406	16.92	5 / 48			1
Tim Burke	1	1	0	0.00	0	0	4	-	0 / 1			
J Burkett	1											
P Burridge	1	1	0	0.00	0 *							
Matt Burton	2	2	20	10.00	12	2	20	10.00	2 / 17			
Andy Burttt	43	37	740	20.00	53	5	424	84.80	2 / 0	1		
Brett Bussenschutt	12	7	28	4.00	10 *	10	176	17.60	2 / 11			
Robin Butcher	21	20	240	12.00	90 *	2	54	27.00	1 / 10	1		
Ron Butterfield	20	28	415	14.82	62	20	309	15.45	4 / 24	1		
Alex Butterworth	22	15	95	6.33	19	7	185	26.43	2 / 27			
Joseph Butterworth	28	8	81	10.13	33 *	2	37	18.50	2 / 37			
Reece Button	169	108	1659	15.36	63	228	3799	16.66	7 / 21	5		6
Michael Byerlee	7	7	95	13.57	58 *	1	111	111.00	1 / 30	1		
J Cadie	1	1	0	0.00	0	2	29	14.50	2 / 10			
Rod Cahill	21	19	362	19.05	75	42	679	16.17	6 / 34	1		2
D Cairns	3	4	17	4.25	13	0	43	-	0 / 5			
Dr Duncan Cameron	10	12	164	13.67	45	14	196	14.00	6 / 65			1
Steve Campbell	10	10	241	24.10	128	0	56	-	0 / 10		1	
Bruce Caretti	5	4	123	30.75	98	1	23	23.00	1 / 23	1		
Darren Carew	17	19	643	33.84	121	8	220	27.50	2 / 8	3	2	
Peter Carey	4	7	109	15.57	30	14	131	9.36	6 / 37			1
Patrick Carman	4	4	17	4.25	6	1	72	72.00	1 / 44			
A Carmen	2	2	51	25.50	37 *	0	13	-	0 / 13			
Jason Carne	34	34	506	14.88	59	27	445	16.48	7 / 50	1		1
Mark Carr	2	2	13	6.50	8	0	51	-	0 / 14			
Paul Carr	114	124	2950	23.79	187 *	25	584	23.36	4 / 19	13	3	
Brad Carroll	23	17	209	12.29	34	4	108	27.00	2 / 2			
Heath Carroll	1					0	14	-	0 / 14			
Jason Carroll	165	116	2123	18.30	90	224	4088	18.25	7 / 14	5		6
Thomson Carroll	14	4	101	25.25	73	26	497	19.12	5 / 25	1		1
Arthur Carter	5	5	27	5.40	12 *							
Graeme Carter	76	67	601	8.97	52 *	184	2558	13.90	7 / 33			10
Ian Carter	69	76	1263	16.62	77	62	1520	24.52	6 / 50	7		2
G Cawrse	1	1	3	3.00	3	7	30	4.29	6 / 27			1
John Cederblade	2	2	8	4.00	5	1	16	16.00	1 / 16			
Ian Chadwick	1	1	0	0.00	0	1	12	12.00	1 / 12			
Chris Chahla	4	3	14	4.67	6	1	46	46.00	1 / 25			
Tom Chant	4	4	7	1.75	4							
Jay Chapman	1	1	2	2.00	2	0	27	-	0 / 27			
Mark Chapman	1		9	-	9 *							
C Charlish	8	14	130	9.29	39	0	22	-	0 / 22			
Martin Charman	19	17	225	13.24	70	18	224	12.44	4 / 13	1		
Paul Charman	10	6	105	17.50	35	7	117	16.71	4 / 90			
Chad Chewter	6	7	66	9.43	39	1	9	9.00	1 / 9			
Don Christianson	8	6	40	6.67	19	0	3	-	0 / 3			
Paul Chumley	7	7	69	9.86	32	2	74	37.00	1 / 12			
Frank Ciccolella	3	2	96	48.00	53 *	0	14	-	0 / 14	1		
Daniel Claridge	33	26	202	7.77	24 *	39	739	18.95	5 / 12			1
Jason Clark	3	3	10	3.33	10	2	79	39.50	2 / 20			
Travis Clark	142	122	1693	13.88	121	12	347	28.92	4 / 28	3	1	
Johnny Clarke	77	73	491	6.73	44	83	1333	16.06	6 / 35			6
N Clarke	2	3	20	6.67	18	3	79	26.33	3 / 61			
W Clarke	2	4	64	16.00	46	4	41	10.25	2 / 8			
M Cloonan	3	3	66	22.00	39	3	126	42.00	2 / 44			
Jayden Close	9	5	40	8.00	16	0	18	-	0 / 2			
Jamie Clothier	4	4	64	16.00	26 *	16	98	6.13	6 / 12			1
Craig Clutterham	9	7	191	27.29	44	8	145	18.13	2 / 7			

CAREER TOTALS

	Matches	Innings	Runs	Batting Average	Highest Score	Wickets	Runs	Bowling Average	BB	50s	100s	5 W/I
Tim Coad	4	4	3	0.75	2							
Ron Coath	42	34	1050	30.88	100 *	24	598	24.92	3 / 7	9	1	
Peter Cobb	11	11	168	15.27	42	22	427	19.41	5 / 39			2
Ken Cocks	60	69	1156	16.75	79	15	244	16.27	4 / 17	5		
Shaun Coller	69	40	770	19.25	58	76	1797	23.64	7 / 67	1		1
Kym Commane	37	30	790	26.33	126 *	5	55	11.00	3 / 12	3	1	
T Comp	1	2	6	3.00	6							
Wayne Conlin	76	66	1071	16.23	65 *	22	559	25.41	5 / 52	4		1
Jess Connell	5	3	8	2.67	5	2	91	45.50	2 / 8			
P Connelly	2	3	1	0.33	1	0	24	-	0 / 24			
Allen Cook	26	29	399	13.76	57	13	373	28.69	3 / 25	1		
Brad Cook	2	2	17	8.50	12	1	72	72.00	1 / 30			
D Cook	2	3	45	15.00	30	1	25	25.00	1 / 14			
Phil Cook	10	8	88	11.00	39	7	213	30.43	3 / 23			
Mick Coombe	10	12	229	19.08	79	13	308	23.69	3 / 17	2		
Ben Cooper	1	1	18	18.00	18	0	9	-	0 / 9			
Vaughan Cooper	1	1	4	4.00	4	0	5	-	0 / 5			
Victor Coopman	33	43	480	11.16	62 *	49	944	19.27	6 / 58	1		1
Steve Court	178	172	4790	27.85	167	58	1278	22.03	6 / 15	26	6	1
Andrew Cox	12	7	181	25.86	115	0	3	-	0 / 3		1	
W Cox	5	4	62	15.50	35	1	34	34.00	1 / 6			
Geoff Crabb	6	6	52	8.67	28	0	13	-	0 / 13			
Joel Crabb	16	21	150	7.14	23	8	197	24.63	3 / 17			
Ryan Creek	1	1	6	-	6 *	0	3	-	0 / 3			
Trevor Creek	1	1	0	0.00	0							
Craig Crispen	7	5	101	20.20	40	12	266	22.17	5 / 33			2
Steve Cronin	2	1	12	12.00	12							
J Curd	2	2	26	13.00	16							
P Curnow	6	8	198	24.75	86	4	46	11.50	2 / 14	1		
Jim Curtis	25	24	822	34.25	95 *	81	756	9.33	6 / 31	7		4
Eric Dale	1	1	0	0.00	0	0	15	-	0 / 15			
Peter Dalwood	6	8	161	20.13	91	16	192	12.00	6 / 63	1		1
J Daly	3	3	3	1.00	3	0	4	-	0 / 4			
Graeme Davenport	29	31	517	16.68	37	31	479	15.45	6 / 17			
Ian Davenport	11	13	137	10.54	43 *	0	5	-	0 / 5			
Mark Davenport	21	24	268	11.17	50	1	10	10.00	1 / 10	1		
Peter Davey	4	4	63	15.75	18	0	46	-	0 / 5			
Jason Davidson	110	105	2722	25.92	138	19	552	29.05	3 / 44	10	5	
Lachlan Davidson	5	1	0	0.00	0	1	23	23.00	1 / 23			
Nathan Davidson	8	6	56	9.33	19	7	108	15.43	3 / 18			
Scott Davies	2	2	4	2.00	4	1	49	49.00	1 / 33			
J Davis	6	7	11	1.57	5							
A Dawson	3	3	20	6.67	18	0	67	-	0 / 17			
D Decker	2	1	9	9.00	7 *							
Mark Delaguila	4	3	3	1.00	3	1	93	93.00	1 / 22			
Fredrick DeLange	9	5	89	17.80	45							
Troy Delsar	6	3	15	5.00	7 *	6	103	17.17	4 / 31			
C Denny	2	2	8	4.00	6	2	24	12.00	2 / 24			
S Desfontaine	3	2	5	2.50	3							
A Detrey	6	5	37	7.40	19	11	147	13.36	4 / 22			
J Deveney	3	2	3	1.50	2							
John Diano	3	3	20	6.67	14	0	27	-	0 / 5			
Andrew Dickinson	45	40	821	20.53	84	26	334	12.85	4 / 19	4		
Rob Dickinson	2	2	6	3.00	6	3	17	5.67	2 / 12			
Damien DiFabio	6	2	41	20.50	22 *	6	126	21.00	2 / 12			
Matt Dix	1	1	6	6.00	6							
Tom Dix	14	7	55	7.86	21	15	296	19.73	3 / 21			
P Dixon	11	12	91	7.58	22	3	53	17.67	1 / 2			
Brad Dobbins	26	19	186	9.79	28 *	34	833	24.50	4 / 34			
Peter Dobbins	221	218	4287	19.67	158	148	3488	23.57	5 / 13	13	3	4

CAREER TOTALS

	Matches	Innings	Runs	Batting Average	Highest Score	Wickets	Runs	Bowling Average	BB	50s	100s	5 W/I
L Doherty	6	4	15	3.75	7	2	22	11.00	1 / 6			
Matt Doherty	24	24	710	29.58	94	12	322	26.83	3 / 43	5		
M Dohnt	3	1	8	8.00	5							
Ty Doonan	3	1	18	18.00	18	0	41	-	0 / 4			
Chris Dore	40	41	738	18.00	74	13	395	30.38	3 / 35	2		
Brett Dorsett	1	1	1	1.00	1							
Joel Dowding	12	2	4	2.00	4	5	35	7.00	2 / 7			
Greg Dowsett	32	33	1321	40.03	138 *	1	33	33.00	1 / 33	6	3	
Andy Doyle	66	71	1358	19.13	75	3	64	21.33	3 / 12	5		
Alan Drake	24	29	553	19.07	65	23	374	16.26	4 / 28	1		
D Drake	10	11	122	11.09	30 *	2	94	47.00	1 / 18			
A Drew	1	1	86	86.00	86	0	20	-	0 / 20	1		
Shane Duggan	5	4	3	0.75	3	1	17	17.00	1 / 7			
Greg Dunk	1	1	6	6.00	6	3	8	2.67	3 / 8			
I Dunk	9	9	76	8.44	25	0	38	-	0 / 2			
Luke Dunk	11	11	199	18.09	36	14	202	14.43	5 / 50			1
Ron Dunk	7	6	88	14.67	38 *	1	57	57.00	1 / 19			
Carl Dunkin	69	43	404	9.40	27	103	2138	20.76	6 / 45			4
Kyah Dunn	12	11	62	5.64	20	7	276	39.43	3 / 26			
M Dunn	9	9	45	5.00	12	2	24	12.00	1 / 5			
S Dunn	10	7	105	15.00	22	2	38	19.00	1 / 1			
B Duthie	8	5	26	5.20	7	9	241	26.78	4 / 59			
B Dyer	1	1	2	2.00	2	0	24	-	0 / 24			
Clem Dyson	1	1	16	16.00	16	1	0	0.00	1 / 0			
M Earle	9	9	167	18.56	64 *	2	61	30.50	2 / 35	1		
Brett Eddy	2	1	24	24.00	24	2	84	42.00	1 / 9			
Robert Edge	7	8	114	14.25	42	1	57	57.00	1 / 11			
Nick Edwards	5	4	170	42.50	102 *	1	43	43.00	1 / 43		1	
Jack Ellbourne	79	75	883	11.77	97	125	2366	18.93	7 / 51	2		2
Matthew Elliot	9	7	53	7.57	30 *	7	209	29.86	2 / 10			
Frank Ellis	17	9	793	88.11	137	2	20	10.00	2 / 7	5	4	
Reg Ellis	57	55	1115	20.27	70	171	2049	11.98	7 / 14	4		12
Steve Emery	48	48	991	20.65	97 *	55	1217	22.13	5 / 58	5		1
Don England	83	95	1509	15.88	78	10	526	52.60	3 / 44	3		
Gerry England	79	81	1281	15.81	100	64	1169	18.27	6 / 41	4	1	2
Heath England	97	47	604	12.85	52 *	161	3583	22.25	7 / 68	1		5
Hurtle England	1											
Jim England	203	212	4327	20.41	120	29	805	27.76	3 / 28	18	2	
Michael England	1	1	25	25.00	25 *	0	3	-	0 / 3			
Spencer England	164	155	3637	23.46	115	3	277	92.33	1 / 17	18	2	
Darren Etherington	3	3	59	19.67	34 *	2	22	11.00	2 / 22			
D Evans	9	16	121	7.56	39	15	289	19.27	4 / 40			
Stuart Evans	26	26	268	10.31	33 *	0	17	-	0 / 17			
Brad Ewins	2	1	22	22.00	22 *	3	69	23.00	2 / 39			
B Falconer	1	2	0	0.00	0							
Travis Farrah	10	5	34	6.80	17	16	277	17.31	5 / 18			1
Shannon Farrant	8	8	116	14.50	33	23	343	14.91	6 / 25			2
Daniel Farrugia	16	8	83	10.38	29							
Rod Faulkner	7	7	69	9.86	20	3	100	33.33	2 / 28			
Brian Fenton	26	14	191	13.64	42	70	1441	20.59	5 / 59			1
Justin Fenton	17	17	547	32.18	99	15	335	22.33	4 / 56	5		
G Ferris	2	2	16	8.00	12							
P Finch	3	3	13	4.33	9							
Thomas Finlay	1		69	-	69 *	2	34	17.00	2 / 34	1		
Andrew Fisher	11	17	164	9.65	28	13	278	21.38	4 / 30			
Brad Fisher	6	7	131	18.71	73 *	5	192	38.40	3 / 27			
Mark Fishlock	10	15	117	7.80	24							
Anthony Fitzgerald	26	28	224	8.00	32	7	211	30.14	3 / 26			
Mick Fitzgerald	240	236	5839	24.74	127 *	176	3566	20.26	6 / 26	31	4	3
Ryan Fitzgerald	51	49	900	18.37	99	14	411	29.36	3 / 19	2		

CAREER TOTALS

	Matches	Innings	Runs	Batting Average	Highest Score	Wickets	Runs	Bowling Average	BB	50s	100s	5 W/I
Ian Flack	16	23	127	5.52	34 *	16	331	20.69	3 / 19			
Neil Flack	13	10	78	7.80	25	10	225	22.50	3 / 13			
Graham Flasvader	26	28	1012	36.14	124	44	727	16.52	6 / 17	7	1	3
Josh Flavel	1	1	0	0.00	0							
Paul Fletcher	10	9	147	16.33	51	1	24	24.00	1 / 2	1		
P Foody	3	2	24	12.00	14	7	106	15.14	3 / 11			
Kent Ford	29	31	607	19.58	84	18	365	20.28	4 / 32	1		
C Foster	3	3	36	12.00	25	11	102	9.27	7 / 51			1
V Foster	1	1	29	29.00	29	7	40	5.71	7 / 12			1
Steve Fowler	3	1	6	6.00	6	4	56	14.00	2 / 9			
B Fox	2	2	16	8.00	15	1	17	17.00	1 / 16			
David Foy	3	3	17	5.67	14	2	29	14.50	1 / 3			
Craig Franklin	74	84	1154	13.74	69 *	31	858	27.68	5 / 25	3		1
P Franklin	3	3	30	10.00	16	4	82	20.50	4 / 21			
J Fraser	2	1	0	0.00	0	3	79	26.33	2 / 39			
Brian Freak	9	9	481	53.44	144	7	119	17.00	3 / 33	1	2	
Tim Freeborn	8	8	131	16.38	36							
Ken Freestone	8	8	277	34.63	95	2	44	22.00	2 / 24	2		
J Frimuil	2	3	43	14.33	16							
Kim Fullgrabe	30	33	560	16.97	89	5	98	19.60	3 / 21	2		
S Furneaux	2	2	6	3.00	5							
G Gadd	1	2	8	4.00	6	0	16	-	0 / 16			
Scott Galletly	11	7	88	12.57	21 *	13	204	15.69	3 / 28			
Paul Galloway	5	3	62	20.67	40	2	55	27.50	1 / 22			
Shane Gant	5	4	92	23.00	44	0	3	-	0 / 3			
Owen Gardiner	32	36	136	3.78	13	1	34	34.00	1 / 25			
Jack Gawley	3	6	51	8.50	12							
Chris Genockey	17	19	319	16.79	62	2	29	14.50	1 / 1	1		
Rob George	44	25	350	14.00	37	92	1542	16.76	6 / 32			2
H Giddens	6	5	85	17.00	49							
Cliff Gidding	8	7	206	29.43	57	10	319	31.90	3 / 39	2		
Chris Gilbert	9	9	161	17.89	59	3	38	12.67	1 / 2	1		
Rob Gilbertson	5	5	84	16.80	38	5	83	16.60	2 / 4			
Eddie Gill	11	15	98	6.53	34	10	184	18.40	3 / 44			
M Gillard	9	9	199	22.11	45	7	174	24.86	2 / 0			
W Gilligan	5	1	32	32.00	16 *	18	180	10.00	5 / 11			1
Greg Giumelli	22	24	501	20.88	72	18	276	15.33	4 / 8	4		
Keith Giumelli	11	14	253	18.07	60					2		
Mark Giumelli	30	28	478	17.07	111	8	133	16.63	2 / 15		1	
Steve Gladwin	4	3	16	5.33	15							
Jason Glastonberry	5	4	32	8.00	12	9	137	15.22	4 / 62			
Alex Glatter	6	3	24	8.00	17	7	105	15.00	5 / 14			1
Paul Glatter	7	6	23	3.83	12	7	113	16.14	4 / 19			
Troy Gnitecki	90	102	2365	23.19	122	18	420	23.33	4 / 56	10	3	
Nathan Goad	5	5	30	6.00	12 *	4	110	27.50	2 / 25			
J Gobell	2	2	4	2.00	4	2	57	28.50	2 / 25			
J Goldberg	2	2	4	2.00	4	4	18	4.50	4 / 18			
Luke Goldner	16	11	526	47.82	63 *	33	352	10.67	4 / 10	4		
Geoff Goldsmith	61	39	722	18.51	87 *	20	288	14.40	3 / 9	3		
R Goldsmith	14	9	9	1.00	5	9	140	15.56	3 / 8			
Dave Goodale	3	6	49	8.17	46 *	0	65	-	0 / 29			
Pete Goodwin	18	19	107	5.63	22	15	211	14.07	4 / 19			
C Gorman	4	3	28	9.33	20 *	2	55	27.50	2 / 21			
Brad Gosling	52	51	1097	21.51	116	10	231	23.10	2 / 26	3	2	
Hamish Goss	13	5	33	6.60	13	26	339	13.04	5 / 23			1
Matthew Goss	30	30	371	12.37	64	6	211	35.17	3 / 25	1		
Oliver Goss	14	9	268	29.78	109 *	2	18	9.00	2 / 18	1	1	
Mark Gratton	1											
Frank Green	24	11	165	15.00	47	47	810	17.23	4 / 19			
C Greenaugh	2	2	8	4.00	7							

CAREER TOTALS

	Matches	Innings	Runs	Batting Average	Highest Score	Wickets	Runs	Bowling Average	BB	50s	100s	5 W/I
L Greer	1	1	14	14.00	14							
P Gregory	27	31	422	13.61	41	0	35	-	0 / 4			
Damien Griffin	21	19	311	16.37	46	1	41	41.00	1 / 16			
Steve Griffin	33	20	401	20.05	60	45	815	18.11	5 / 53	3		1
Stuart Griffin	1	1	6	6.00	6							
Colin Grose	40	44	1167	26.52	82	2	86	43.00	1 / 20	9		
David Gross	1	1	0	0.00	0	0	13	-	0 / 13			
Steve Grout	15	16	229	14.31	54	35	481	13.74	6 / 15	1		3
G Grouvner	5	7	10	1.43	4							
Andrew Grundy	60	21	96	4.57	10	64	1660	25.94	7 / 66			2
Jonathan Grundy	63	32	251	7.84	27 *	116	1703	14.68	7 / 18			2
Ben Guilfoyle	10	14	114	8.14	18	3	179	59.67	2 / 73			
Bill Guthbridge	6	8	24	3.00	8	9	179	19.89	5 / 44			1
Keith Guthbridge	7	9	36	4.00	14	1	15	15.00	1 / 15			
Wayne Guthbridge	1	1	9	9.00	9	0	4	-	0 / 4			
Varma Gvr	1	1	0	0.00	0	0	21	-	0 / 21			
Andrew Haddow	5	7	12	1.71	6	0	3	-	0 / 3			
R Haddow	6	11	83	7.55	20	0	2	-	0 / 2			
S Hagget	1	2	5	2.50	5	0	19	-	0 / 19			
Leroy Hagon	13	11	121	11.00	50	13	365	28.08	5 / 46	1		1
Troy Hagon	8	3	15	5.00	9	0	3	-	0 / 3			
Colin Haimes	17	16	180	11.25	37	5	203	40.60	1 / 9			
Jimmy Haimes	30	33	233	7.06	29	11	324	29.45	2 / 9			
Raymond Haimes	11	9	41	4.56	18 *	2	22	11.00	1 / 3			
Brian Hammer	10	12	25	2.08	9	12	247	20.58	3 / 4			
Ross Hand	1	1	40	40.00	40	2	24	12.00	2 / 24			
Chris Handley	12	10	28	2.80	10	2	35	17.50	2 / 35			
Anthony Hansford	9	12	119	9.92	18	2	42	21.00	2 / 42			
Dennis Hansford	14	7	151	21.57	59	1	28	28.00	1 / 11	2		
Leon Hanson	159	39	292	7.49	27 *	237	4399	18.56	6 / 22			7
Mark Hanson	23	19	71	3.74	11 *	3	67	22.33	2 / 12			
Michael Hardinge	2	1	11	11.00	11	1	34	34.00	1 / 6			
Allan Harris	13	9	96	10.67	27	1	24	24.00	1 / 5			
David Harris	9	15	112	7.47	25	0	32	-	0 / 4			
Liam Harris	1	1	24	24.00	24	0	88	-	0 / 88			
Mark Harris	41	40	361	9.03	34	0	1	-	0 / 1			
Shane Harris	3	1	0	0.00	0							
Travis Harris	12	8	139	17.38	32 *	9	202	22.44	3 / 24			
Wayne Harris	1	1	0	0.00	0							
Mark Harrison	2	1	2	2.00	2	0	67	-	0 / 29			
Matt Harrison	2	2	14	7.00	12	1	1	1.00	1 / 1			
Myron Harrison	67	69	638	9.25	53	37	883	23.86	3 / 27	1		
Peter Harrison	30	32	640	20.00	77	2	38	19.00	1 / 2	4		
? Hartley	1											
Lily Harvey	3	2	11	5.50	6	0	58	-	0 / 58			
M Harwood	2	3	26	8.67	13							
Matthew Harwood	7	6	43	7.17	24	1	87	87.00	1 / 30			
Tyler Hathaway	6	5	45	9.00	14	1	64	64.00	1 / 47			
Anthony Hawkins	5	5	349	69.80	119 *	0	17	-	0 / 17	2	1	
Michael Hayes	19	17	228	13.41	42	8	137	17.13	3 / 22			
Barry Hee	8	7	256	36.57	101						1	
David Heeseman	14	13	303	23.31	55	4	238	59.50	2 / 29	1		
Jeff Hegarty	1	2	5	2.50	5							
William Height	9	9	123	13.67	56	1	55	55.00	1 / 38	1		
Jarrad Heinze	188	147	2277	15.49	119 *	203	4357	21.46	6 / 31	4	2	4
Paul Heinze	102	80	679	8.49	39 *	204	4016	19.69	6 / 26			6
Noel Hendy	132	129	2569	19.91	86	24	515	21.46	4 / 40	7		
Matthew Heneker	205	180	3598	19.99	103 *	20	452	22.60	3 / 15	12	1	
Dylan Herdegen	10	5	14	2.80	12	8	176	22.00	3 / 49			
Kaleb Hesse	1		0	-	0 *	0	12	-	0 / 12			

CAREER TOTALS

	Matches	Innings	Runs	Batting Average	Highest Score	Wickets	Runs	Bowling Average	BB	50s	100s	5 W/I
Kiam Higgins	7	2	22	11.00	17 *	6	173	28.83	3 / 24			
Tony Higgins	1	1	2	2.00	2	1	8	8.00	1 / 8			
Kym Hill	15	10	198	19.80	75	7	204	29.14	2 / 22	1		
Mark Hill	15	9	124	13.78	43	16	300	18.75	5 / 29			1
N Hill	1	1	6	6.00	6							
Zak Hill	1	2	0	0.00	0							
J Hillhorst	1	1	0	0.00	0							
Brendan Hillier	2	2	21	10.50	20							
Daniel Hillier	12	11	142	12.91	40	2	31	15.50	2 / 16			
P Hilligers	4	5	13	2.60	7	0	5	-	0 / 5			
Joe Hoad	3	3	0	0.00	0	1	56	56.00	1 / 31			
Glenn Hodge	5	4	109	27.25	58					1		
A Hoile	5	6	51	8.50	17	0	5	-	0 / 5			
Luke Holdsworth	85	48	746	15.54	108	164	2392	14.59	7 / 16	2	1	8
Shane Holland	4	3	33	11.00	25	10	95	9.50	6 / 20			1
C Hollard	5	4	64	16.00	40	0	58	-	0 / 16			
W Hollis	8	3	11	3.67	6	10	131	13.10	4 / 13			
I Holman	18	23	170	7.39	115	4	26	6.50	4 / 3		1	
Simon Holmesby	20	22	209	9.50	55	19	570	30.00	3 / 15	1		
Matthew Holst	81	67	509	7.60	56	66	2090	31.67	5 / 25			2
Steve Holst	242	236	5321	22.55	125	29	721	24.86	3 / 36	20	5	
B Honan	9	11	71	6.45	19 *	0	21	-	0 / 3			
Chris Hoppo	10	10	129	12.90	31	3	51	17.00	2 / 10			
Mark Horsell	23	12	55	4.58	22	44	699	15.89	5 / 52			1
Rick Horsell	42	41	1133	27.63	139	1	11	11.00	1 / 11	5	2	
M Houston	1	1	23	23.00	23							
Scott Houston	125	117	2936	25.09	134	33	840	25.45	4 / 46	14	3	
Jim Howard	149	143	3347	23.41	130	57	1041	18.26	5 / 11	18	3	2
L. Howard	7	7	307	43.86	108	9	239	26.56	3 / 37	1	1	
Leon Howard	57	51	835	16.37	76	71	1519	21.39	5 / 13	4		1
Sam Howell	36	32	319	9.97	49	5	133	26.60	2 / 12			
Clint Howes	75	64	1589	24.83	95	145	2254	15.54	7 / 17	10		8
Todd Howes	5	3	54	18.00	37	0	57	-	0 / 57			
J Howie	1					0	16	-	0 / 16			
M Hudson	4	5	22	4.40	8							
Alex Hughes	12	10	121	12.10	28	4	169	42.25	2 / 43			
W Hughes	7	4	21	5.25	7	5	74	14.80	3 / 19			
C Hughs	2	2	22	11.00	19 *							
W Hughs	7	3	52	17.33	22	0	29	-	0 / 6			
Jeff Hull	189	176	3888	22.09	152 *	5	219	43.80	3 / 18	15	3	
Declan Humphrey	1	1	9	9.00	9	2	16	8.00	2 / 16			
G Hunter	1	2	0	0.00	0							
Brenton Hyde	67	53	1158	21.85	109	178	2875	16.15	7 / 41	3	2	5
R Ignatious	2	1	7	7.00	7	0	27	-	0 / 27			
Matthew Impey	10	10	141	14.10	42	20	235	11.75	4 / 28			
A Ingles	8	13	186	14.31	54	2	18	9.00	2 / 18			
Geoff Inwood	58	60	1339	22.32	105 *	6	312	52.00	1 / 5	6	1	
Geoff. Inwood	9	9	68	7.56	19							
Ian Inwood	4	3	167	55.67	95 *					1		
D Jacka	1	1	0	0.00	0	3	12	4.00	3 / 12			
Russell Jackson	226	143	2372	16.59	116	85	1242	14.61	6 / 42	5	3	4
Seth Jackson	1	1	1	1.00	1	0	27	-	0 / 27			
P Jacob	3	3	35	11.67	22	4	94	23.50	2 / 22			
Blake James	14	5	141	28.20	31	2	20	10.00	2 / 20			
Brad James	11	9	76	8.44	23	20	343	17.15	7 / 53			2
Nathan James	6	4	21	5.25	10	0	11	-	0 / 11			
Paul James	10	9	241	26.78	116	2	74	37.00	1 / 7	1	1	
Lachlan Jarmyn	2	3	18	6.00	16	0	44	-	0 / 9			
Steven Jeavons	21	21	508	24.19	102 *	17	253	14.88	7 / 30	1	1	1
J Jenkins	1	1	2	2.00	2							

CAREER TOTALS

	Matches	Innings	Runs	Batting Average	Highest Score	Wickets	Runs	Bowling Average	BB	50s	100s	5 W/I
O Johansson	3	4	8	2.00	7	0	2	-	0 / 2			
Evan Johanson	33	32	427	13.34	51 *					1		
Darren Johns	1	1	5	5.00	5	3	24	8.00	3 / 24			
Iain Johns	22	26	500	19.23	62	9	213	23.67	2 / 1	2		
Joshua Johns	4	4	11	2.75	11	1	102	102.00	1 / 35			
Wayne Johns	2	1	0	0.00	0							
K Johnson	1					1	5	5.00	1 / 5			
Troy Johnson	11	9	215	23.89	92	8	83	10.38	3 / 31	1		
C Johnstone	1	1	19	19.00	19							
Alec Jones	1	2	6	3.00	6							
D Jones	4	3	17	5.67	9							
Ian Jones	98	61	747	12.25	50	175	3649	20.85	7 / 22	1		3
J Jones	1	1	4	4.00	4							
S Jones	5	6	112	18.67	27	2	67	33.50	2 / 4			
Daryl Joseph	12	11	295	26.82	51 *					1		
George Jurgowiak	2	3	3	1.00	3							
Shane Keast	48	52	804	15.46	83	5	85	17.00	2 / 11	2		
Michael Kegal	18	19	492	25.89	95	46	751	16.33	6 / 35	2		2
Pat Kegal	17	20	298	14.90	63	11	271	24.64	3 / 12	1		
Ryan Kegal	10	9	40	4.44	9 *	12	255	21.25	3 / 22			
D Kelly	4	2	13	6.50	7	2	90	45.00	1 / 17			
F Kelsh	1	1	3	3.00	3	0	57	-	0 / 57			
G Kemp	6	5	19	3.80	5	8	219	27.38	4 / 25			
Caitlin Kennedy	2	1	0	0.00	0	1	47	47.00	1 / 47			
Christian Kennedy	22	20	548	27.40	128					2	1	
Dennis Kennedy	88	76	2034	26.76	96	145	2732	18.84	7 / 11	12		6
Gemma Kennedy	9	4	14	3.50	12	5	292	58.40	2 / 44			
Thomas Kennedy	66	54	446	8.26	47	67	1558	23.25	5 / 22			2
Tony Kennedy	8	3	16	5.33	11	0	44	-	0 / 21			
A Kenny	2	1	4	4.00	4							
Nick Kerkemeyer	13	9	67	7.44	14 *	15	328	21.87	5 / 39			1
R Kerley	5	5	46	9.20	22	2	93	46.50	1 / 8			
J Kerrin	6	7	23	3.29	11	1	42	42.00	1 / 30			
Nathan Kersten	5	4	36	9.00	31	5	123	24.60	3 / 54			
Dirk Keuning	1	1	0	0.00	0	0	10	-	0 / 10			
Shannon Keys	1	1	17	17.00	17	0	5	-	0 / 5			
Jitin Khanna	26	24	305	12.71	45 *	5	154	30.80	2 / 13			
C King	1	1	4	4.00	4							
John King	8	8	34	4.25	10	1	94	94.00	1 / 37			
Mark Kittel	10	10	410	41.00	120	17	266	15.65	4 / 32	3	1	
G Kittleson	2	2	1	0.50	1	2	41	20.50	2 / 27			
Lane Klapproth	11	8	23	2.88	17 *	13	294	22.62	3 / 34			
R Kleeman	7	8	79	9.88	24	2	52	26.00	1 / 7			
Tim Kloeden	15	14	434	31.00	73	37	763	20.62	5 / 71	4		1
Alex Kneebone	1											
Tom Kneebone	44	32	259	8.09	56 *	45	1179	26.20	3 / 12	1		
Josh Knight	47	44	435	9.89	70	8	263	32.88	2 / 29	1		
B Knights	5	6	104	17.33	37	4	185	46.25	2 / 36			
Michael Kopel	2					5	33	6.60	3 / 19			
R Kosmider	1	1	1	1.00	1							
David Kube	51	57	496	8.70	63	8	131	16.38	3 / 23	1		
S Lachlaun	12	6	106	17.67	43	14	488	34.86	4 / 49			
Dominic Lagana	197	187	3093	16.54	90 *	14	278	19.86	3 / 33	10		
Lou Lagana	96	89	1948	21.89	108 *	11	241	21.91	2 / 14	10	1	
Brian Lamb	35	31	473	15.26	43	44	768	17.45	4 / 28			
P Lambe	2	2	7	3.50	5	2	64	32.00	2 / 64			
G Lambert	3	3	50	16.67	42	2	63	31.50	1 / 8			
Andy Lang	17	17	116	6.82	21	26	663	25.50	6 / 77			1
N Lang	1	2	8	4.00	7	1	11	11.00	1 / 11			
P Lang	3	2	70	35.00	40	2	77	38.50	1 / 23			

CAREER TOTALS

	Matches	Innings	Runs	Batting Average	Highest Score	Wickets	Runs	Bowling Average	BB	50s	100s	5 W/I
Steven Larrett	2	3	108	36.00	58					1		
Kelvin Lasscock	33	26	213	8.19	19	11	358	32.55	2 / 2			
Clayton Lavender	3	2	16	8.00	16							
Andrew Lawless	4	3	16	5.33	11	2	64	32.00	1 / 3			
Charlie Lawton	25	17	330	19.41	81	47	693	14.74	6 / 12	3		1
Andrew Lax	1	1	0	0.00	0							
Christopher Lea	1	1	0	0.00	0							
Chris Leahy	29	35	477	13.63	69	7	164	23.43	1 / 0	1		
David Leahy	53	62	1252	20.19	117	25	671	26.84	4 / 19	5	2	
P Leahy	1	1	37	37.00	37	5	51	10.20	4 / 20			
G Lee	6	4	135	33.75	60 *	2	6	3.00	2 / 3	1		
Mick Lee	4	7	65	9.29	26	2	59	29.50	1 / 14			
Peter Lee	3	4	7	1.75	4	6	72	12.00	2 / 8			
Stan Leigh	38	33	393	11.91	48	12	155	12.92	2 / 13			
D Lemke	7	7	13	1.86	5	0	8	-	0 / 8			
Shane Lemke	8	10	74	7.40	31	3	119	39.67	1 / 4			
D Leonard	1	2	21	10.50	14							
W Leonard	3	7	37	5.29	14 *							
N Lepoidevin	2	1	22	22.00	15							
Wayne Lepoidevin	24	24	305	12.71	31							
John Levins	2	3	21	7.00	10	0	43	-	0 / 14			
Tony Librandi	8	8	72	9.00	25	0	12	-	0 / 1			
Dennis Liebeknecht	20	19	187	9.84	36	44	629	14.30	7 / 34			1
Andy Liebelt	6	6	64	10.67	42							
W Lightfoot	2	3	1	0.33	1							
Antony Lill	25	31	738	23.81	171	8	174	21.75	2 / 3	2	1	
Ron Lill	10	11	184	16.73	76	0	34	-	0 / 6	2		
David Liston	58	35	527	15.06	52	88	1845	20.97	5 / 40	1		2
Jared Littlefield	7	9	105	11.67	39	2	68	34.00	1 / 16			
G Littlewood	1	1	0	0.00	0							
Sam Livingston	2	2	32	16.00	32							
Jared Lock	2	2	1	0.50	1							
Sam Lock	1	1	1	1.00	1							
Barry Lockwood	5	2	26	13.00	17	6	107	17.83	3 / 23			
Kurt Lockyer	29	23	392	17.04	64 *	0	44	-	0 / 8	2		
L Loechel	18	18	145	8.06	26 *	8	134	16.75	2 / 3			
Kristian Lopez	83	89	1409	15.83	95	58	1254	21.62	6 / 59	5		3
B Lovell	2	2	26	13.00	26							
Bruce Lowe	20	13	43	3.31	14	13	247	19.00	5 / 22			1
Ian Lowe	18	16	78	4.88	18	12	228	19.00	2 / 10			
Michael Lowrey	69	77	1531	19.88	95	23	416	18.09	5 / 31	8		1
Jordan Lowther	2	3	6	2.00	6	3	32	10.67	3 / 32			
O Lugg	1	1	2	2.00	2							
Luke Mace	31	45	670	14.89	70	32	1068	33.38	3 / 13	3		
Brian Macey	75	73	1386	18.99	92	24	503	20.96	4 / 10	6		
Steve MacGuire	1	1	84	84.00	84	1	27	27.00	1 / 27	1		
Brian Maddock	14	13	85	6.54	27 *	12	331	27.58	3 / 104			
Chris Maddock	16	18	166	9.22	43	2	112	56.00	1 / 9			
T Mahoney	2	3	2	0.67	2	0	14	-	0 / 14			
John Mair	52	75	643	8.57	85					1		
A Mallat	1											
Dave Manhood	9	4	43	10.75	27 *	8	225	28.13	3 / 24			
Nick Manhood	2	3	32	10.67	17	0	34	-	0 / 34			
Brett Mannion	7	6	208	34.67	105	12	145	12.08	6 / 33	1	1	1
Adrian Marsh	7	5	120	24.00	38 *	0	23	-	0 / 23			
D Marsh	2		4	-	4 *							
Justin Marsh	14	12	202	16.83	48	9	126	14.00	2 / 13			
Ray Marsh	35	23	176	7.65	22 *	2	113	56.50	2 / 15			
H Marshall	3	1	26	26.00	26	0	15	-	0 / 15			
S Marshall	5	6	81	13.50	53	2	69	34.50	1 / 2	1		

CAREER TOTALS

	Matches	Innings	Runs	Batting Average	Highest Score	Wickets	Runs	Bowling Average	BB	50s	100s	5 W/I
Dino Martella	3	3	0	0.00	0	1	22	22.00	1 / 22			
Frank Martella	1	1	1	1.00	1							
Stephen Martella	9	10	157	15.70	39	11	177	16.09	3 / 27			
James Martin	2	1	9	9.00	5 *	3	57	19.00	2 / 16			
Paul Martin	11	12	124	10.33	38 *	2	68	34.00	1 / 6			
Rory Martin	1		1	-	1 *							
Stuart Martin	9	5	42	8.40	23	0	16	-	0 / 16			
Bruce Mashford	2	3	45	15.00	17 *	0	39	-	0 / 16			
Damien Mashford	1											
Justin Mashford	10	6	20	3.33	11 *	4	138	34.50	1 / 21			
Ryan Mashford	246	235	6398	27.23	169	87	2228	25.61	6 / 27	31	4	3
Bronte Mason	1		2	-	2 *							
Ted Mason	1	1	4	4.00	4	2	7	3.50	2 / 7			
Haseeb Massan	2	2	6	3.00	5							
Scott Matthews	2	3	8	2.67	4	2	32	16.00	2 / 32			
Donald Matulick	1	1	1	1.00	1	0	8	-	0 / 8			
Rob Matulick	28	25	182	7.28	26	2	40	20.00	1 / 1			
Chris Mayne	1	1	20	20.00	20	1	22	22.00	1 / 22			
J Maywald	2	2	4	2.00	2	0	23	-	0 / 10			
Michael Mazey	3	3	112	37.33	54	5	25	5.00	3 / 9	1		
Tony McArdle	20	17	454	26.71	92	6	163	27.17	2 / 25	4		
Brian McCahan	1	2	2	1.00	2							
Robert McCard	1	1	3	3.00	3	1	67	67.00	1 / 67			
George McCormick	20	14	66	4.71	14	13	303	23.31	3 / 32			
D McDonald	28	38	361	9.50	50					1		
Kym McDonald	26	24	501	20.88	72	2	158	79.00	1 / 2	1		
M McDonald	7	4	66	16.50	34	2	33	16.50	1 / 0			
Cooper McEwan	4	4	12	3.00	5	2	52	26.00	2 / 22			
A McGaffin	2	1	0	0.00	0							
Bill McGaffin	1		6	-	6 *							
Bill McGeoch	17	17	244	14.35	45 *	16	245	15.31	4 / 27			
Jory McGowan	12	11	81	7.36	34	1	85	85.00	1 / 61			
Ron McHahon	29	31	482	15.55	86	2	17	8.50	2 / 12	2		
Lenny McIntyre	22	25	346	13.84	44	7	208	29.71	3 / 10			
Tye Mclvor	14	8	87	10.88	19	2	57	28.50	2 / 23			
Adam McKay	10	12	125	10.42	49							
David McKay	27	30	132	4.40	30	29	464	16.00	4 / 9			
Jamie McKay	17	10	29	2.90	11	7	273	39.00	2 / 26			
John McKay	62	79	615	7.78	67	88	1519	17.26	7 / 47	1		4
Michael McKay	148	72	815	11.32	74	250	5097	20.39	6 / 20	2		9
Peter McKay	230	261	5775	22.13	150	217	4141	19.08	9 / 53	23	5	4
Phil McKay	214	220	4971	22.60	92	49	1064	21.71	5 / 26	16		1
Simon McKay	136	134	2996	22.36	164	6	104	17.33	2 / 14	15	1	
Steve McKay	1	1	18	18.00	18							
William McKay	199	192	1763	9.18	40	121	2559	21.15	5 / 19			2
Mark McKenna	72	66	1355	20.53	166	89	1560	17.53	5 / 13	6	2	5
David McKenzie	56	46	486	10.57	32	121	1911	15.79	6 / 35			7
Graham McKenzie	15	21	140	6.67	61	34	375	11.03	5 / 5	1		1
Kelvin McKinnon	5	4	18	4.50	13 *	5	173	34.60	2 / 43			
Andrew McLeod	8	8	146	18.25	65	2	129	64.50	1 / 47	1		
Darren McLeod	14	13	338	26.00	58	14	207	14.79	4 / 28	2		
K McLeod	1	1	35	35.00	35	4	25	6.25	4 / 25			
D McMillan	9	12	298	24.83	106	6	131	21.83	4 / 8	1	1	
G McMillan	2	1	13	13.00	10 *	2	20	10.00	2 / 20			
Russell McMillan	105	75	1136	15.15	80	259	4872	18.81	7 / 24	2		10
G McNamara	2	1	7	7.00	7	4	118	29.50	3 / 73			
Jonathan McPhail	30	28	353	12.61	51	7	230	32.86	4 / 50	1		
Matthew McPhail	2	2	18	9.00	12	0	7	-	0 / 7			
Clive Menesdorf	12	13	172	13.23	38							
Damien Metzger	20	22	292	13.27	52	3	156	52.00	1 / 16	1		

CAREER TOTALS

	Matches	Innings	Runs	Batting Average	Highest Score	Wickets	Runs	Bowling Average	BB	50s	100s	5 W/I
Keith Miller	22	29	368	12.69	66	13	370	28.46	3 / 54	1		
M Milligan	2	3	9	3.00	5							
B Mills	1	2	6	3.00	5							
Daniel Mills	12	8	56	7.00	32 *	0	45	-	0 / 5			
J Mills	3	3	44	14.67	22	9	133	14.78	4 / 23			
Trevor Mills	3	4	59	14.75	30	3	114	38.00	1 / 23			
J Mitta	8	11	82	7.45	18	31	400	12.90	6 / 16			1
Eric Modistach	4	3	4	1.33	3							
Anthony Molloy	1					0	43	-	0 / 43			
Lorrin Monssen	76	73	1400	19.18	146	30	563	18.77	4 / 8	9	1	
Dane Moore	3	3	11	3.67	9	0	88	-	0 / 21			
Greg Moore	1											
Matthew Moore	30	24	181	7.54	26 *	30	766	25.53	4 / 29			
Darcy Moro	4	4	36	9.00	17							
D Morris	4	4	70	17.50	39	6	79	13.17	5 / 11			1
W Moseby	8	13	167	12.85	42	0	48	-	0 / 3			
Andrew Moss	10	10	89	8.90	54	3	114	38.00	2 / 7	1		
Kobe Mott	93	50	281	5.62	22	82	2102	25.63	6 / 48			1
Michael Mott	65	38	214	5.63	28 *							
Liam Moyle	3	2	1	0.50	1 *	0	57	-	0 / 57			
T Moyle	6	7	98	14.00	35							
Adil Muhammad	4	3	16	5.33	10	4	82	20.50	3 / 14			
Robert Muir	2		29	-	29 *							
Leigh Mules	1	1	5	5.00	5	3	21	7.00	3 / 21			
Rhys Mundy	11	3	23	7.67	11	18	285	15.83	5 / 77			1
Luke Munro	34	29	520	17.93	61	6	291	48.50	3 / 64	3		
Anthony Murphy	43	50	528	10.56	40	32	509	15.91	6 / 28			2
Chris Murray	3	2	8	4.00	6 *							
John Murton	100	105	1591	15.15	79	184	2712	14.74	6 / 10	3		8
L Murton	3	2	39	19.50	15 *							
Noel Murton	35	30	131	4.37	17	65	1279	19.68	5 / 36	1		2
Paul Murton	28	14	100	7.14	41 *	24	547	22.79	3 / 18			
Reg Murton	54	61	1079	17.69	85	82	1413	17.23	6 / 51	1		4
William Murton	8	11	16	1.45	4	3	110	36.67	1 / 0			
Igor Mustac	78	50	823	16.46	56 *	182	3255	17.88	6 / 31	2		11
Mark Nankervis	156	159	4322	27.18	121	108	2275	21.06	5 / 27	24	3	4
John Narroway	14	14	203	14.50	80	5	146	29.20	2 / 20			
C Neale	3	3	50	16.67	44	2	42	21.00	2 / 42			
Matthew Neilson	1	1	0	0.00	0	0	11	-	0 / 11			
Jay Nelson	7	9	179	19.89	121 *	0	4	-	0 / 4		1	
R Nelson	1	1	0	0.00	0							
Barney Neville	18	18	33	1.83	17	4	76	19.00	2 / 20			
F Neville	2	2	4	2.00	3							
Josh Newman	10	10	72	7.20	33	8	280	35.00	2 / 4			
Brad Nicholas	121	37	270	7.30	26	314	5389	17.16	7 / 33			12
J Nicholles	3	2	11	5.50	6	8	164	20.50	3 / 45			
M Nicholles	3	4	35	8.75	25							
Simon Nichols	15	12	154	12.83	35							
Blake Nicolle	28	28	647	23.11	51	7	201	28.71	2 / 23	2		
Richard Nolan	12	17	194	11.41	29	9	256	28.44	4 / 44			
M Norfolk	19	25	341	13.64	82	39	810	20.77	5 / 43	1		1
E Norman	1	1	0	0.00	0							
Shane Northcott	8	11	81	7.36	30	7	306	43.71	2 / 40			
Ted Oakley	71	71	636	8.96	59	94	1693	18.01	6 / 52	2		4
Dennis Oborn	20	29	325	11.21	45	19	396	20.84	3 / 74			
Frank O'Connell	10	8	967	120.88	188 *	6	103	17.17	3 / 17	4	4	
Robert O'Connell	16	18	494	27.44	104	45	782	17.38	7 / 45	2	1	2
Allan O'Connor	1	1	4	4.00	4	1	41	41.00	1 / 41			
Chris O'Connor	15	16	389	24.31	76	7	251	35.86	3 / 35	3		
Cameron O'Dea	3	2	0	0.00	0							

CAREER TOTALS

	Matches	Innings	Runs	Batting Average	Highest Score	Wickets	Runs	Bowling Average	BB	50s	100s	5 W/I
D O'Dell	6	9	67	7.44	24							
Ryan O'Dell	1	1	3	3.00	3							
K O'Grady	2	1	1	1.00	1							
P O'Grady	4	4	26	6.50	12							
Ciaran O'Hagan	155	129	3573	27.70	130	106	1439	13.58	6 / 23	18	4	4
David O'Hagan	22	15	183	12.20	45 *	1	58	58.00	1 / 39			
Kieran O'Loughlin	17	16	158	9.88	26	23	421	18.30	5 / 39			1
Steve O'Loughlin	2	2	34	17.00	20	2	47	23.50	2 / 47			
Luke O'Neill	46	32	606	18.94	78	70	1152	16.46	5 / 31	2		1
Travis O'Neill	39	39	1003	25.72	106	12	233	19.42	3 / 22	6	1	
Matthew Orr	3	2	9	4.50	8 *	0	80	-	0 / 22			
Khalan Ortmann	5	2	13	6.50	11	5	82	16.40	2 / 20			
Ron O'Toole	2											
Andy Owers	130	128	2736	21.38	89	23	588	25.57	4 / 27	13		
Michael Owers	73	60	595	9.92	84	119	2436	20.47	6 / 48	1		5
Danny Page	37	35	537	15.34	109 *	13	329	25.31	4 / 22	1	1	
Owan Palmer	2	1	17	17.00	9 *	1	35	35.00	1 / 22			
R Palmer	6	7	19	2.71	7	1	28	28.00	1 / 20			
Paul Parkinson	50	59	1388	23.53	142	0	82	-	0 / 0	4	1	
A Pascoe	1	2	2	1.00	2							
Greg Pascoe	26	22	415	18.86	85	9	205	22.78	2 / 34			
T Pascoe	4	3	44	14.67	14	4	120	30.00	2 / 4			
Peter Paterson	321	239	3204	13.41	86	540	10446	19.34	7 / 13	8		23
PP Paterson	14	13	213	16.38	42	11	135	12.27	3 / 8			
Sean Patrick	9	3	22	7.33	12	1	58	58.00	1 / 16			
Brodie Patterson	2	1	0	0.00	0	0	12	-	0 / 12			
Luke Patterson	7	5	8	1.60	3	3	164	54.67	1 / 0			
Michael Patterson	48	20	64	3.20	18 *	21	700	33.33	4 / 34			
Tyson Patterson	19	12	87	7.25	15 *	7	295	42.14	2 / 38			
Brian Paul	39	42	665	15.83	75	110	1147	10.43	7 / 48	2		6
Graham Payne	41	20	197	9.85	23	74	1602	21.65	6 / 80			3
Doug Pearce	4	4	26	6.50	11	1	14	14.00	1 / 14			
Greg Pearce	28	27	867	32.11	96	19	401	21.11	4 / 67	7		
Rob Pearson	71	83	1028	12.39	76 *	34	1075	31.62	4 / 22	3		
Adrian Peers	1	1	0	0.00	0							
Jarrod Pennock	9	9	67	7.44	11	0	7	-	0 / 7			
John Perry	3	2	11	5.50	6							
Robin Perry	10	10	109	10.90	25	0	31	-	0 / 15			
T Peters	9	7	16	2.29	5	7	20	2.86	2 / 14			
Aaron Peterson	27	22	653	29.68	80 *	41	772	18.83	5 / 74	3		1
Daniel Peterson	10	10	99	9.90	31	3	139	46.33	1 / 13			
Greg Peterson	6	5	23	4.60	11							
Matthew Peterson	57	33	584	17.70	56	104	1736	16.69	6 / 21	1		6
P Petherbridge	1											
Greg Philip	9	8	200	25.00	42	11	254	23.09	4 / 17			
C Philips	5	7	26	3.71	7	1	20	20.00	1 / 7			
William Pillar	30	24	355	14.79	40	8	294	36.75	1 / 2			
Michael Pitkin	4	3	19	6.33	13							
Matthew Player	7	7	174	24.86	77	9	111	12.33	3 / 23	2		
Bruce Polkinghorne	16	16	172	10.75	25	0	100	-	0 / 4			
Mal Pollitt	202	203	5219	25.71	191	98	1962	20.02	6 / 40	24	7	2
Ian Polsin	4	7	12	1.71	6							
Christopher Pope	17	14	162	11.57	39	1	85	85.00	1 / 39			
M Porter	9	7	21	3.00	6	2	21	10.50	2 / 20			
Stefan Potoczky	15	7	61	8.71	36 *	1	20	20.00	1 / 3			
Adam Potts	13	11	44	4.00	13	6	193	32.17	2 / 13			
Terry Potts	20	19	313	16.47	43	7	123	17.57	3 / 30			
P Pou	4	3	15	5.00	9	3	200	66.67	1 / 25			
Andrew Power	5	2	18	9.00	16	2	63	31.50	1 / 13			
R Pratt	3	5	26	5.20	19	0	30	-	0 / 2			

CAREER TOTALS

	Matches	Innings	Runs	Batting Average	Highest Score	Wickets	Runs	Bowling Average	BB	50s	100s	5 W/I
Andrew Prestwood	154	135	2927	21.68	104	6	114	19.00	2 / 7	13	2	
Jack Price	1	1	8	8.00	8							
Max Priest	6	6	40	6.67	13 *	1	9	9.00	1 / 9			
John Prunnell	39	40	362	9.05	33	26	442	17.00	7 / 24			1
Michael Psalios	6	3	18	6.00	14 *	2	4	2.00	2 / 4			
Josh Putland	3	4	40	10.00	15	1	11	11.00	1 / 11			
S Quick	2	2	0	0.00	0	2	73	36.50	2 / 34			
Drew Rabbett	13	9	106	11.78	37	14	256	18.29	5 / 29			1
J Rafferty	1	2	9	4.50	6	0	27	-	0 / 27			
Scott Ramsden	8	7	17	2.43	9	2	21	10.50	2 / 5			
Jake Rawe	35	14	136	9.71	41 *	56	1040	18.57	6 / 19			1
Tim Rawling	19	12	76	6.33	25 *	2	70	35.00	2 / 26			
Matthew Ray	175	74	959	12.96	42	305	4264	13.98	6 / 7			9
L Rayner	28	28	366	13.07	36	49	722	14.73	8 / 19			2
Paul Raynor	15	18	429	23.83	83	4	191	47.75	2 / 57	2		
Kevin Read	34	34	1101	32.38	150	22	555	25.23	5 / 36	4	3	1
Wayne Redman	13	11	169	15.36	30	41	472	11.51	6 / 46			5
Neil Reeve	38	29	445	15.34	52	14	427	30.50	3 / 12	1		
Simon Reeve	21	13	125	9.62	36	26	486	18.69	4 / 41			
G Reiger	15	13	178	13.69	36							
S Reiger	1	1	35	35.00	35							
Jeff Reynolds	2	2	18	9.00	12	2	110	55.00	2 / 30			
Andrew Richardson	18	11	429	39.00	120	7	286	40.86	2 / 22	1	1	
Ben Richardson	19	23	527	22.91	75	29	523	18.03	4 / 47	4		
Graham Richardson	5	7	123	17.57	69					1		
Ma Richardson	6	7	35	5.00	13	2	23	11.50	1 / 8			
Mark Richardson	28	14	239	17.07	64 *	63	1346	21.37	5 / 29	1		2
Elliott Riddle	9	5	43	8.60	29	4	175	43.75	4 / 23			
Steve Ridley	5	7	35	5.00	20	0	22	-	0 / 4			
Caleb Rigney	16	13	51	3.92	12	5	565	113.00	2 / 33			
Damien Rigney	5	5	77	15.40	71	0	16	-	0 / 7	1		
AA Riley	2	3	8	2.67	4	0	20	-	0 / 20			
AN Riley	2	1	4	4.00	3 *	0	18	-	0 / 18			
Andrew Riley	11	12	109	9.08	33	6	92	15.33	2 / 10			
S Riley	2	2	2	1.00	2							
Deryck Robb	28	21	310	14.76	63	37	604	16.32	5 / 74	3		1
Marty Robb	20	13	89	6.85	17	28	330	11.79	6 / 49			1
B Roberts	1		1	-	1 *	0	8	-	0 / 8			
Craig Roberts	2	2	10	5.00	7	0	28	-	0 / 10			
Grant Roberts	3	2	15	7.50	9	6	88	14.67	4 / 33			
J Roberts	10	8	119	14.88	51 *	5	119	23.80	4 / 32	1		
Vernon Roberts	47	51	109	2.14	16	4	65	16.25	2 / 13			
B Robertson	1	1	2	2.00	2	0	5	-	0 / 5			
Neville Robertson	3	2	187	93.50	158	0	18	-	0 / 18		1	
? Robinson	1	2	4	2.00	4							
Cohen Robinson	7	5	8	1.60	6	14	244	17.43	3 / 65			
Dominic Robinson	1											
M Robinson	1	1	27	27.00	27							
Michael Robinson	22	17	226	13.29	32	3	62	20.67	2 / 34			
Jamie Robshaw	30	21	296	14.10	43	54	933	17.28	6 / 84			2
Donald Rodman	2	2	0	0.00	0	1	74	74.00	1 / 12			
Jared Rogers	81	66	1471	22.29	106 *	66	1073	16.26	5 / 5	6	1	1
Jordan Rogers	1		7	-	7 *	0	15	-	0 / 13			
Ryan Rogers	26	12	90	7.50	39	5	246	49.20	2 / 26			
Steve Rogers	25	29	472	16.28	65 *	1	27	27.00	1 / 13	1		
Graeme Rollins	19	18	310	17.22	84 *					1		
C Romano	5	7	21	3.00	6	1	42	42.00	1 / 18			
Andrew Rooney	3	3	36	12.00	21	1	75	75.00	1 / 19			
D Roser	1	1	3	3.00	3							
Don Rosewall	49	52	550	10.58	62	73	1167	15.99	5 / 50	1		1

CAREER TOTALS

	Matches	Innings	Runs	Batting Average	Highest Score	Wickets	Runs	Bowling Average	BB	50s	100s	5 W/I
Lawrie Rosewarne	6	6	189	31.50	86	21	268	12.76	5 / 29	1		2
D Ross	1	1	8	8.00	6 *	0	21	-	0 / 21			
Jarrad Ross	12	9	136	15.11	45	0	48	-	0 / 14			
John Ross	5	5	39	7.80	18	10	201	20.10	3 / 23			
Ronald Ross	55	75	852	11.36	62	64	848	13.25	6 / 14	1		2
S Ross	14	22	201	9.14	26	29	614	21.17	4 / 45			
Richard Rothe	47	44	394	8.95	62 *	9	315	35.00	2 / 25	1		
Toby Russell	13	12	292	24.33	69	1	33	33.00	1 / 9	1		
Eamon Rust	14	8	15	1.88	11	4	118	29.50	2 / 28			
Jordan Rust	40	24	446	18.58	64 *	30	693	23.10	4 / 15	2		
A Ryan	1	1	19	19.00	19							
T Ryan	4	5	22	4.40	13	0	12	-	0 / 12			
D Salar	1	1	6	6.00	6							
Evan Salter	3	2	24	12.00	15	1	158	158.00	1 / 38			
David Sampson	13	9	201	22.33	60	0	51	-	0 / 0	2		
Michael Samupo	4	6	38	6.33	13	2	106	53.00	2 / 20			
G Sanderson	1											
Corey Sard	3	1	3	3.00	3	0	54	-	0 / 13			
Martin Sargent	59	57	1213	21.28	103 *	46	946	20.57	5 / 19	3	2	2
Michael Saunders	13	13	335	25.77	51	17	462	27.18	3 / 21	1		
A Sawyer	3	4	73	18.25	30	3	43	14.33	2 / 5			
John Scarvelis	1	1	0	0.00	0							
G Schilling	3	3	15	5.00	10	2	66	33.00	2 / 58			
Kiwa Schillinh	8	9	224	24.89	101	5	172	34.40	2 / 30		1	
C Schmerl	4	3	107	35.67	53	8	132	16.50	3 / 30	1		
L Schmidt	1		2	-	2 *							
Antuan Schocroft	1											
John Scholes	95	96	2147	22.36	107	71	1620	22.82	5 / 39	9	1	1
Matt Scholes	93	93	2568	27.61	153	48	923	19.23	4 / 6	13	2	
Harold Schroeder	21	21	1179	56.14	175	68	603	8.87	5 / 15	6	3	4
G Schurgot	2	1	5	5.00	5							
Chris Scicluna	1	2	2	1.00	2	0	14	-	0 / 14			
Mark Scicluna	1	1	20	20.00	19							
Brett Scott	19	17	412	24.24	58	19	533	28.05	3 / 30	3		
C Scott	39	43	548	12.74	78	47	924	19.66	3 / 8	1		
S Scott	2	4	23	5.75	16	2	27	13.50	2 / 27			
Ethan Scrivener	3	2	1	0.50	1	0	38	-	0 / 38			
J Scudds	1	1	0	0.00	0	0	9	-	0 / 9			
A Sears	1	1	0	0.00	0							
Prasad Seelam	10	8	114	14.25	34	5	256	51.20	1 / 21			
Ryan Selkirk	13	11	604	54.91	113 *	16	325	20.31	4 / 13	4	2	
Matt Semple	33	13	179	13.77	31 *	58	1275	21.98	8 / 59			2
Matt Sephton	1	1	0	0.00	0	0	8	-	0 / 8			
F Seppeltd	2	2	7	3.50	5	0	18	-	0 / 18			
Jason Seymour	16	10	204	20.40	57	1	29	29.00	1 / 5	1		
David Shane	27	18	128	7.11	31	31	939	30.29	3 / 27			
Matthew Sharp	6	4	33	8.25	11	1	26	26.00	1 / 26			
D Sherrin	4	7	28	4.00	12	2	57	28.50	1 / 3			
S Short	8	6	119	19.83	44	10	250	25.00	5 / 77			1
Heath Shortier	6	5	25	5.00	11	1	85	85.00	1 / 30			
Mark Siebum	8	9	47	5.22	24	3	37	12.33	1 / 1			
Jem Simper-Brown	2		19	-	19 *	0	24	-	0 / 24			
Harry Simpson	17	9	67	7.44	13 *							
James Simpson	1	1	0	0.00	0							
Kieren Simpson	17	14	176	12.57	62	3	86	28.67	3 / 2	1		
Mark Simpson	74	44	628	14.27	54 *	73	1741	23.85	6 / 23	1		2
Matt Simpson	16	17	428	25.18	82	71	690	9.72	7 / 30	3		5
Steve Simpson	2	1	6	6.00	4 *	0	25	-	0 / 25			
Nathan Sinclair	101	93	2927	31.47	137	9	211	23.44	3 / 13	16	2	
Zebadiah Sinclair	14	12	349	29.08	81	11	244	22.18	4 / 1	4		

CAREER TOTALS

	Matches	Innings	Runs	Batting Average	Highest Score	Wickets	Runs	Bowling Average	BB	50s	100s	5 W/I
Gurvinder Singh	1	1	8	8.00	8							
Ben Skinner	4	3	15	5.00	13	3	56	18.67	3 / 37			
Matthew Skrypeck	3	2	53	26.50	39	0	32	-	0 / 15			
Daniel Sladden	117	64	810	12.66	64	96	2740	28.54	4 / 23	1		
Bill Slee	1	1	16	16.00	16	4	29	7.25	4 / 26			
Jimmy Smale	13	7	212	30.29	75 *	17	320	18.82	4 / 29	1		
Andrew Smith	8	8	73	9.13	34	11	234	21.27	4 / 56			
Brad Smith	40	36	636	17.67	82	85	1316	15.48	7 / 30	1		6
Chris Smith	185	128	3193	24.95	115	247	4477	18.13	7 / 37	8	4	13
D Smith	3	5	53	10.60	16							
Isaac Smith	18	12	57	4.75	21	15	533	35.53	4 / 42			
L Smith	4	7	30	4.29	9	5	54	10.80	2 / 23			
Mark Smith	88	90	1603	17.81	88	104	2318	22.29	6 / 43	5		4
Matthew C Smith	13	5	1	0.20	1	32	560	17.50	5 / 32			1
Matthew R Smith	11	6	113	18.83	50 *	0	17	-	0 / 8	1		
Michael Smith	113	101	1504	14.89	122 *	40	723	18.08	5 / 49	2	1	1
Neville Smith	5	4	113	28.25	37 *							
Nick Smith	2	2	83	41.50	70	5	89	17.80	2 / 35	1		
Paul Smith	362	376	8826	23.47	182	158	3245	20.54	6 / 18	35	13	4
Rex Smith	2	2	0	0.00	0	2	36	18.00	1 / 5			
Steve Smith	20	14	120	8.57	29	33	558	16.91	5 / 40	1		
Wayne Smith	34	43	773	17.98	235	26	661	25.42	4 / 62	3	1	
Harrison Smitherman	47	47	403	8.57	45 *	3	75	25.00	2 / 8			
Riley Smitherman	6	1	6	6.00	3 *	4	72	18.00	3 / 39			
Ryan Snook	1	1	0	0.00	0							
A Sobels	7	7	47	6.71	14	1	41	41.00	1 / 26			
Nick Spano	41	30	433	14.43	44	24	644	26.83	4 / 35			
Ernie Sparrow	28	24	124	5.17	23 *	72	1169	16.24	7 / 42			5
Michael Sparrow	36	39	930	23.85	116	4	56	14.00	2 / 21	3	3	
Jason Stanford	21	20	189	9.45	26	1	12	12.00	1 / 6			
J Stanton	5	1	3	3.00	3							
L Stark	1	2	3	1.50	3	1	18	18.00	1 / 18			
Brian Steele	43	45	440	9.78	33	28	786	28.07	3 / 44			
Dave Steele	125	108	1467	13.58	100	27	458	16.96	3 / 2	2	1	
Nick Steele	5	2	26	13.00	13	3	92	30.67	2 / 25			
N Stevens	6	3	87	29.00	74 *	5	93	18.60	1 / 0			
G Stewart	10	6	15	2.50	8	4	33	8.25	3 / 16			
M Stewart	3	3	7	2.33	4							
W Stewart	1	2	3	1.50	2	0	6	-	0 / 6			
Iain Still	80	64	1569	24.52	141	50	1099	21.98	6 / 41	5	4	1
A Stirem	1	2	5	2.50	3	1	22	22.00	1 / 22			
Wayne Stock	220	177	2730	15.42	86	159	3768	23.70	5 / 28	11		2
Jordan Stokes	43	29	299	10.31	65	18	346	19.22	3 / 23	1		
Nathan Strapps	5	4	22	5.50	7	0	29	-	0 / 29			
Jake Stummer-Harvey	3	3	74	24.67	50	4	73	18.25	2 / 40	1		
Brent Sutcliffe	40	42	1084	25.81	110	118	1892	16.03	6 / 28	6	1	7
Dean Sutcliffe	43	49	721	14.71	59	4	172	43.00	1 / 6	3		
Brian Sutter	1	1	3	3.00	3	0	6	-	0 / 6			
Colin Sutter	9	11	132	12.00	43	7	230	32.86	2 / 35			
Dean Swanson	1	1	8	8.00	8							
Brad Tanner	3	3	19	6.33	11	1	20	20.00	1 / 6			
Shaun Tanner	86	88	2924	33.23	168	18	537	29.83	3 / 18	19	3	
Sean Tasker	9	5	23	4.60	10 *	22	421	19.14	5 / 36			2
C Taylor	2	1	11	11.00	10 *							
Glen Taylor	17	23	495	21.52	52	11	277	25.18	3 / 23	1		
K Taylor	5	5	49	9.80	23	0	28	-	0 / 28			
Martin Taylor	12	8	165	20.63	57					1		
Rob Taylor	128	95	1745	18.37	87	237	4002	16.89	8 / 16	7		13
Steve Taylor	3	2	55	27.50	42	9	87	9.67	4 / 21			
B Teague	1	1	0	0.00	0	0	21	-	0 / 21			

CAREER TOTALS

	Matches	Innings	Runs	Batting Average	Highest Score	Wickets	Runs	Bowling Average	BB	50s	100s	5 W/I
D Teakle	1	2	0	0.00	0	0	3	-	0 / 3			
Michael Tedmanson	24	12	50	4.17	9	22	507	23.05	3 / 12			
Andrew Thomas	49	26	372	14.31	76	98	1851	18.89	5 / 36	1		1
Mark Thomas	60	63	459	7.29	47	105	1771	16.87	5 / 11			3
Max Thomas	2	2	41	20.50	34	3	69	23.00	2 / 26			
Robert Thomas	49	49	694	14.16	50	138	1791	12.98	7 / 39	1		7
Steve Thomas	1	1	11	11.00	11							
Wayne Thomas	29	26	252	9.69	59	62	1135	18.31	6 / 49	1		2
David Thompson	20	14	75	5.36	20	27	618	22.89	6 / 37			2
P Thompson	3	3	99	33.00	38	0	11	-	0 / 4			
Alby Tigges	11	15	64	4.27	12	0	14	-	0 / 14			
E Toll	4	4	47	11.75	17	3	18	6.00	3 / 13			
Geoff Townsend	67	62	606	9.77	95	73	1058	14.49	6 / 24	2		2
Jeff Townsend	33	48	226	4.71	24	62	955	15.40	6 / 18			4
Shane Trebilcock	79	71	1939	27.31	151 *	24	380	15.83	6 / 23	7	3	1
Tom Tregenza	3	3	4	1.33	2 *							
Doug Treloar	1	1	0	0.00	0							
Matthew Treloar	39	38	630	16.58	68	31	805	25.97	4 / 24	2		
Joshua Tremaine	12	9	43	4.78	10	5	37	7.40	4 / 30			
Dean Trenwith	3	1	16	16.00	16 *	2	40	20.00	1 / 0			
Robert Trenwith	95	84	1405	16.73	87	184	3317	18.03	8 / 42	5		9
D Tromp	3	4	20	5.00	9							
C Tubb	1	1	1	1.00	1							
Robert Turley	1											
Anthony Turner	3	3	13	4.33	9							
Ricky Turner	7	10	52	5.20	17	6	103	17.17	3 / 26			
Abe Twartz	10	7	27	3.86	15	5	246	49.20	3 / 24			
Cain Vallance	2	3	7	2.33	5							
Archie VanDyk	1					0	16	-	0 / 16			
Joe Varapodio	2	1	9	9.00	9	0	18	-	0 / 18			
Paul Vaughan	113	115	2727	23.71	138	58	1429	24.64	6 / 44	10	2	1
Bernie Veide	1											
Jake Veide	30	19	431	22.68	58	42	596	14.19	6 / 55	2		2
Reg Verity	15	9	35	3.89	8	6	165	27.50	2 / 5			
Mitchell Vermeer	9	6	29	4.83	17	0	33	-	0 / 9			
Tim Vermeer	11	8	129	16.13	48	5	131	26.20	2 / 51			
Bruce Vogelsang	9	11	159	14.45	41	1	125	125.00	1 / 12			
Hugo Vonalpen	17	15	266	17.73	44	34	701	20.62	6 / 33			3
C Wade	1	1	28	28.00	28							
Rob Wait	1	1	0	0.00	0	0	15	-	0 / 15			
Matthew Walding	1	1	50	50.00	50	1	0	0.00	1 / 0	1		
DD Walker	1	1	0	0.00	0							
Dean Walker	38	30	380	12.67	46 *	3	88	29.33	2 / 32			
Sean Walker	9	12	167	13.92	45							
Ken Wall	2	3	110	36.67	40	8	145	18.13	4 / 57			
C Wallen	1											
C Walters	10	13	40	3.08	7	0	3	-	0 / 1			
Jacob Wapper	30	28	505	18.04	60 *	114	1023	8.97	10 / 62			
Peter Waters	8	7	42	6.00	13 *	3	86	28.67	1 / 11			
J Weatherald	2	2	3	1.50	2							
Ashley Webb	48	47	737	15.68	79	63	1407	22.33	6 / 46	3		2
Neil Webb	1	1	2	2.00	2	0	13	-	0 / 13			
G Webber	1	1	1	1.00	1	2	61	30.50	2 / 61			
R Webber	44	53	472	8.91	34	13	212	16.31	3 / 6			
R Weckert	1											
Michael Wedd	7	12	45	3.75	19							
Corben Werneburg	2	1	3	3.00	3	0	32	-	0 / 32			
T Werneburg	3	3	73	24.33	47	0	12	-	0 / 12			
Scott Westley	74	75	2001	26.68	123	36	919	25.53	5 / 42	12	2	1
Chad Weyer	1	1	5	5.00	5							

CAREER TOTALS

	Matches	Innings	Runs	Batting Average	Highest Score	Wickets	Runs	Bowling Average	BB	50s	100s	5 W/I
Heath Weyer	4	3	214	71.33	149 *	0	11	-	0 / 11		1	
Keaton Weyer	2	2	20	10.00	20	0	24	-	0 / 17			
Craig Wheeler	2	2	36	18.00	36							
Adam Whelan	29	11	51	4.64	11	12	453	37.75	3 / 26			
J Whetstone	29	30	418	13.93	60	5	180	36.00	3 / 36	1		
P Whetstone	3	5	5	1.00	3							
G White	2	4	64	16.00	48	4	81	20.25	2 / 24			
Jack White	3	3	13	4.33	8							
T Whitford	1	1	0	0.00	0	4	47	11.75	4 / 47			
Jim Whyatt	94	59	1031	17.47	98	127	2188	17.23	6 / 30	4		3
Len Whyatt	7	9	64	7.11	24	0	59	-	0 / 25			
Mark Whyatt	150	126	2662	21.13	101 *	284	5079	17.88	6 / 15	1		11
A Wilcox	6	7	163	23.29	52					1		
Anthony Williams	218	146	1164	7.97	28 *	306	5371	17.55	6 / 17			6
Brian Williams	1					2	30	15.00	2 / 30			
Chris Williams	31	30	287	9.57	40	13	476	36.62	2 / 11			
Dylan Williams	61	42	309	7.36	27	20	639	31.95	3 / 5			
F Williams	1	1	11	11.00	11	0	41	-	0 / 41			
Greg Williams	58	20	282	14.10	59 *	102	1959	19.21	6 / 66	1		2
J Williams	1	1	46	46.00	46							
Jason Williams	9	10	108	10.80	36	3	223	74.33	1 / 12			
Jake Williss	7	5	33	6.60	14 *	1	105	105.00	1 / 19			
Luke Williss	11	10	551	55.10	124	1	102	102.00	1 / 22	4	2	
Mark Willoughby	1	1	116	116.00	116	2	40	20.00	2 / 40		1	
R Willoughby	18	12	81	6.75	25							
Terry Willoughby	3	1	25	25.00	20 *	2	10	5.00	2 / 10			
G Willson	2	2	18	9.00	9							
G Wilson	1	1	1	1.00	1							
Rob Wilson	26	22	236	10.73	55	63	1072	17.02	6 / 44	1		2
D Wines	1		1	-	1 *	0	6	-	0 / 6			
Matthew Wise	1	1	0	0.00	0	0	41	-	0 / 41			
Ben Witt	12	7	55	7.86	19	9	352	39.11	4 / 25			
Colin Wood	84	77	1508	19.58	79	1	60	60.00	1 / 5	6		
Kailin Wood	173	155	3978	25.66	192	35	624	17.83	4 / 15	24	1	
Bradley Woods	2	2	25	12.50	21							
Geoff Woods	7	6	142	23.67	52	0	37	-	0 / 17			
Ian Woods	53	57	1609	28.23	142 *	25	529	21.16	8 / 68	6	2	2
J Woods	14	11	93	8.45	16 *	4	71	17.75	3 / 23			
Lilly Woods	1	1	0	0.00	0	0	48	-	0 / 48			
Scott Woods	269	279	8579	30.75	172 *	16	438	27.38	2 / 0	43	10	
J Woodward	2	2	35	17.50	30	2	78	39.00	1 / 35			
A Wottan	1	2	12	6.00	11							
A Wright	2	1	0	0.00	0	0	46	-	0 / 46			
Leon Wright	2											
Peter Wright	47	50	854	17.08	68	30	633	21.10	4 / 18	1		
R Wright	3	4	6	1.50	4							
Sebastian Wright	11	9	85	9.44	38	6	104	17.33	4 / 14			
Tim Wright	9	10	60	6.00	27							
Vincent Wright	17	13	67	5.15	26 *	10	241	24.10	3 / 12			
Darren Young	152	73	615	8.42	30	309	5196	16.82	9 / 78			16
Peter Young	2	2	106	53.00	99	1	15	15.00	1 / 15	1		
William Young	16	19	95	5.00	32	19	383	20.16	4 / 31			
Jarrod Zadow	17	15	382	25.47	102 *	9	185	20.56	3 / 37	1	1	
Aiden Zammit	15	15	333	22.20	63	1	62	62.00	1 / 2	2		
Jamie Zammit	36	24	219	9.13	26	38	865	22.76	5 / 45			1
Rhys Zammit	57	48	920	19.17	103 *	1	97	97.00	1 / 8	3	1	
Roger Zammit	7	8	174	21.75	65	11	194	17.64	3 / 32	1		
George Zocrafos	14	14	405	28.93	95	0	13	-	0 / 13	2		